

Name : \_\_\_\_\_

# Parallel, Perpendicular or Intersecting Lines

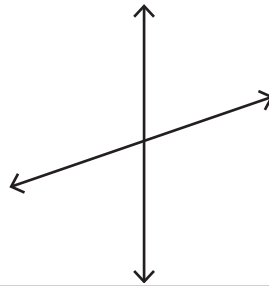
## Part - A

Write each pair of lines as parallel, perpendicular or intersecting.

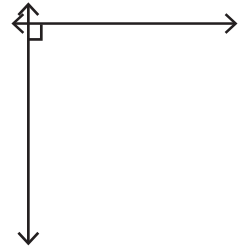
1)



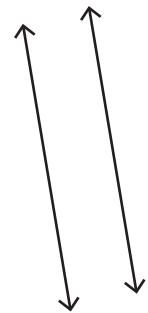
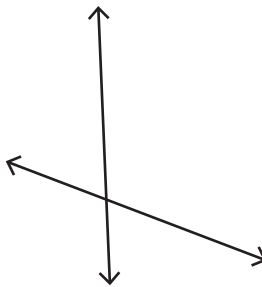
2)



3)



4)



# PREVIEW

Gain complete access to the largest collection of worksheets in all subjects!

Members, please log in to download this worksheet.

Not a member? Please sign up to gain complete access.

[www.mathworksheets4kids.com](http://www.mathworksheets4kids.com)

Draw the following.

1) Parallel lines

3) Perpendicular lines