


Name : _____

LONG vs SHORT

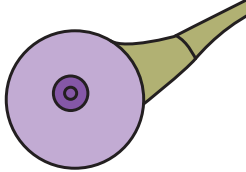
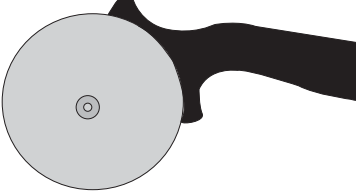
Sheet 3

Tick the long object and cross out the short object in each section.



1




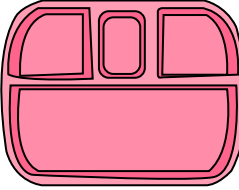
2





3



5



6



PREVIEW

Gain complete access to the largest collection of worksheets in all subjects!

Members, please log in to download this worksheet.

Not a member? Please sign up to gain complete access.

www.mathworksheets4kids.com

Name : _____


Answer Key

LONG vs SHORT

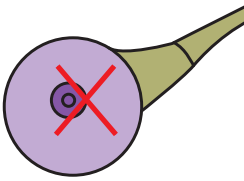
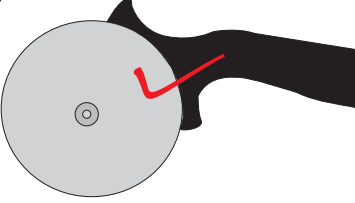
Sheet 3

Tick the long object and cross out the short object in each section.



1



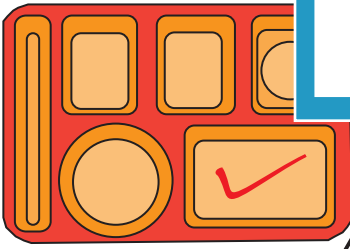
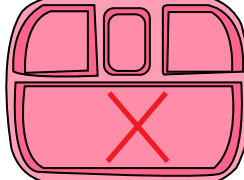
2





3



5



6



PREVIEW

Gain complete access to the largest collection of worksheets in all subjects!

Members, please log in to download this worksheet.

Not a member? Please sign up to gain complete access.

www.mathworksheets4kids.com