



Name : _____



More / Fewer

Sheet 2


1) Tick the basket with few pears.



2) Tick the basket with few ladyfingers.



3) Tick the basket with more watermelons.




Gain complete access to the largest collection of worksheets in all subjects!

Members, please log in to download this worksheet.



Not a member? Please sign up to gain complete access.

www.mathworksheets4kids.com



4) Tick the basket with more broccoli.



5) Tick the basket with few carrots.



6) Tick the basket with more carambolas.





Name : _____

Answer Key


More / Fewer

Sheet 2


1) Tick the basket with few pears.



2) Tick the basket with few ladyfingers.



3) Tick the basket with more watermelons.




Gain complete access to the largest collection of worksheets in all subjects!

Members, please log in to download this worksheet.



Not a member? Please sign up to gain complete access.

www.mathworksheets4kids.com

4) Tick the basket with more broccoli.



5) Tick the basket with few carrots.



6) Tick the basket with more carambolas.

