


Name : \_\_\_\_\_

# More vs Less

Sheet 3


1

Circle the one with more liquid.



2

Circle the one with less liquid.



3

# PREVIEW

Gain complete access to the largest collection of worksheets in all subjects!

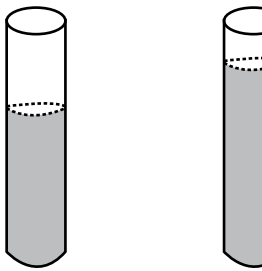
Members, please log in to download this worksheet.

Not a member? Please sign up to gain complete access.

[www.mathworksheets4kids.com](http://www.mathworksheets4kids.com)


4

Circle the one with less




5

Circle the one with more liquid.



Circle the one with less liquid.



Name : \_\_\_\_\_


## Answer Key

# More vs Less

Sheet 3


1

Circle the one with more liquid.



2

Circle the one with less liquid.



3

# PREVIEW

Gain complete access to the largest collection of worksheets in all subjects!

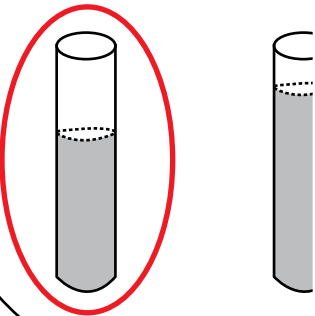
Members, please log in to download this worksheet.

Not a member? Please sign up to gain complete access.

[www.mathworksheets4kids.com](http://www.mathworksheets4kids.com)

4

Circle the one with less



5

Circle the one with more liquid.



Circle the one with less liquid.

