




Name : _____

Ordering Sizes



Sheet 1

Write 1 to 3 to show the order from fewest to most quantity of items.

1)

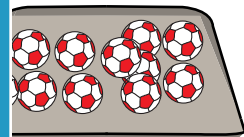



2)

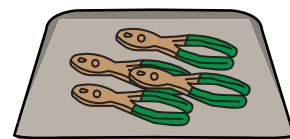

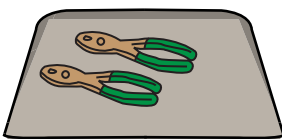


Write 1 to 3 to show t

3)



4)



PREVIEW

Gain complete access to the largest collection of worksheets in all subjects!

Members, please log in to download this worksheet.




Not a member? Please sign up to gain complete access.

www.mathworksheets4kids.com

Ordering Sizes

Write 1 to 3 to show the order from fewest to most quantity of items.

1)





3

2

1

2)





1

2

Write 1 to 3 to show t

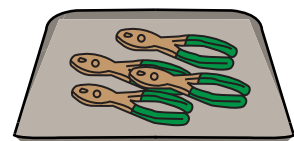

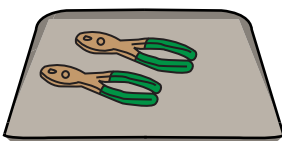
3)



1

2

4)



3

1

2

PREVIEW

Gain complete access to the largest collection of worksheets in all subjects!

Members, please log in to download this worksheet.

Not a member? Please sign up to gain complete access.

www.mathworksheets4kids.com