



Ordering Sizes

Write 1 to 3 to show the order from fewest to most quantity of items.

1)





2)



Write 1 to 3 to show t

3)



PREVIEW


Gain complete access to the largest collection of worksheets in all subjects!

Members, please log in to download this worksheet.

Not a member? Please sign up to gain complete access.

www.mathworksheets4kids.com

4)



Ordering Sizes

Write 1 to 3 to show the order from fewest to most quantity of items.

1)




2

1

3

2)



1

2

PREVIEW

Gain complete access to the largest collection of worksheets in all subjects!



Members, please log in to download this worksheet.

Not a member? Please sign up to gain complete access.

www.mathworksheets4kids.com

Write 1 to 3 to show t


3)



1

3

4)



3

1

2