


Name : \_\_\_\_\_

# More vs Less

Sheet 2

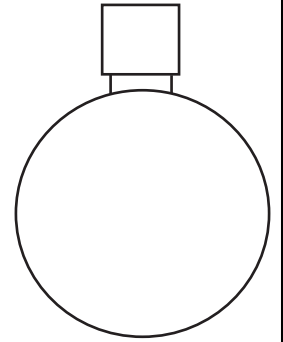
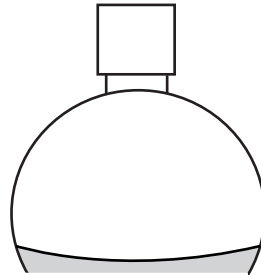
1) Shade B to show the liquid less than A.



A




2) Shade B to show the liquid more than A.




B

3) Shade B to show the liquid less than A.



A

4) Shade B to show the liquid less than A.



B

5) Shade B to show the liquid less than A.



A



B



A



B

# PREVIEW

Gain complete access to the largest collection of worksheets in all subjects!

Members, please log in to download this worksheet.

Not a member? Please sign up to gain complete access.

[www.mathworksheets4kids.com](http://www.mathworksheets4kids.com)