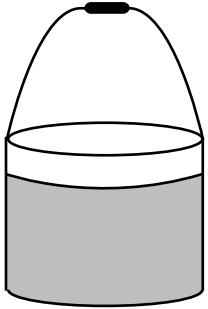


Name : _____

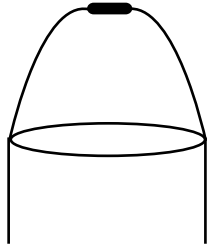
More vs Less

Sheet 3


1) Shade B to show the liquid less than A.



A



2) Shade B to show the liquid less than A.



B

PREVIEW

Gain complete access to the largest collection of worksheets in all subjects!

Members, please log in to download this worksheet.

Not a member? Please sign up to gain complete access.


www.mathworksheets4kids.com

3) Shade B to show the liquid less than A.



A


4) Shade B to show the liquid less than A.




B

5) Shade B to show the liquid less than A.

6) Shade B to show the liquid more than A.




A



B



A



B