





# More vs Less

Look at the items on each table; Tick the item that is big/large/more;  
Cross out the item that is small/fewer/less.



**PREVIEW**

Gain complete access to the largest collection of worksheets in all subjects!

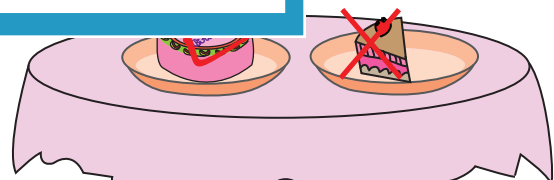



Members, please log in to download this worksheet.

Not a member? Please sign up to gain complete access.

[www.mathworksheets4kids.com](http://www.mathworksheets4kids.com)

# More vs Less

Look at the items on each table; Tick the item that is big/large/more;  
Cross out the item that is small/fewer/less.



**PREVIEW**

Gain complete access to the largest collection of worksheets in all subjects!

Members, please log in to download this worksheet.

Not a member? Please sign up to gain complete access.

[www.mathworksheets4kids.com](http://www.mathworksheets4kids.com)