

Comparing Quantities

Easy: S2

Roger, the alligator loves to chomp on the greater quantity. Cut out the pictures of Roger's jaws from the bottom and glue them in the correct boxes.

1) 7×5



70

2) 3×4



11

3) 4×6



30

4) 9×8



60

5) 8×2



PREVIEW

9

7) 2×9



Gain complete access to the largest
collection of worksheets in all subjects!

59

9) 6×8




Members, please
log in to
download this
worksheet.

Not a member?
Please sign up to
gain complete
access.

6

11) 10×2



www.mathworksheets4kids.com

23

13) 3×7



3

15) 9×3

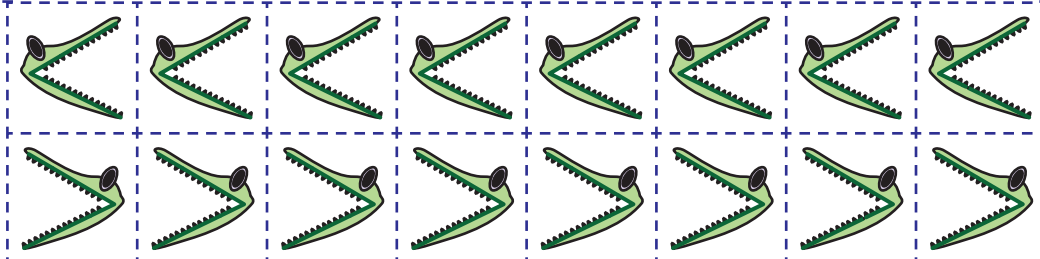


8

16) 7×9



50



Comparing Quantities

Easy: S2

Roger, the alligator loves to chomp on the greater quantity. Cut out the pictures of Roger's jaws from the bottom and glue them in the correct boxes.

1) 7×5



70

2) 3×4



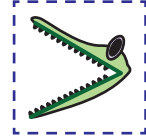
11

3) 4×6



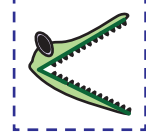
30

4) 9×8



60

5) 8×2

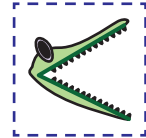
**PREVIEW**

9

7) 2×9



Gain complete access to the largest
collection of worksheets in all subjects!



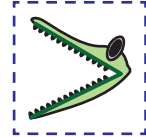
59

9) 6×8



Members, please
log in to
download this
worksheet.

Not a member?
Please sign up to
gain complete
access.

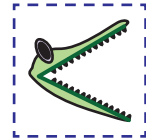


6

11) 10×2



www.mathworksheets4kids.com



23

13) 3×7




3

15) 9×3



8

16) 7×9



50