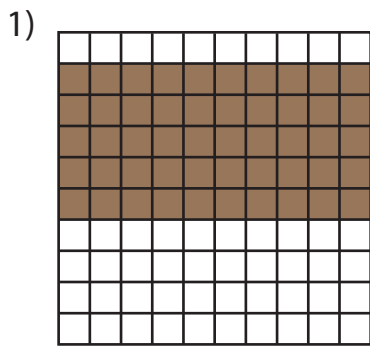


Name : _____

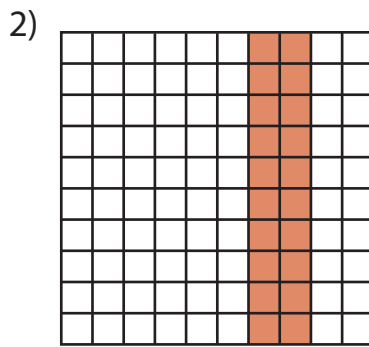
Multiplication Sentence - Area

Mixed: S4

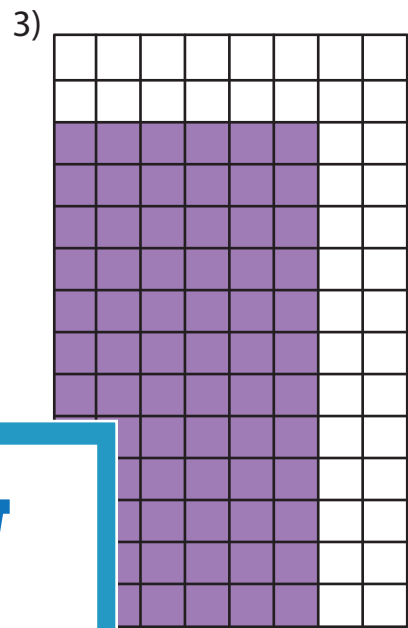
A) Write a multiplication sentence for each model.



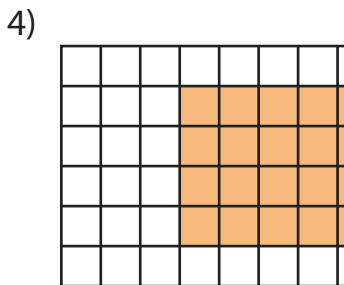
___ × ___ = ___



___ × ___ = ___



___ × ___ = ___



___ × ___ = ___

PREVIEW

Gain complete access to the largest collection of worksheets in all subjects!


Members, please log in to download this worksheet.

Not a member? Please sign up to gain complete access.

www.mathworksheets4kids.com

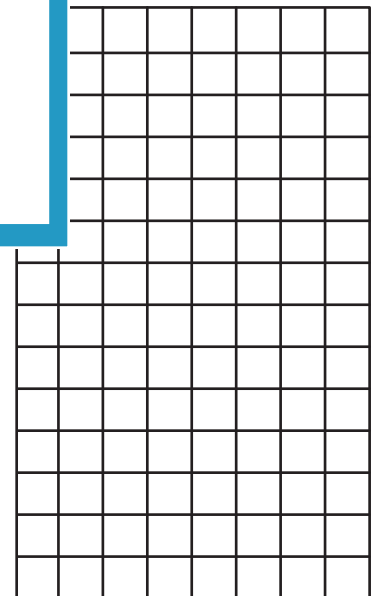
B) Draw an area model for the multiplication sentence.

1) $10 \times 6 =$ _____




_____ × 8 = _____

_____ × 8 = _____

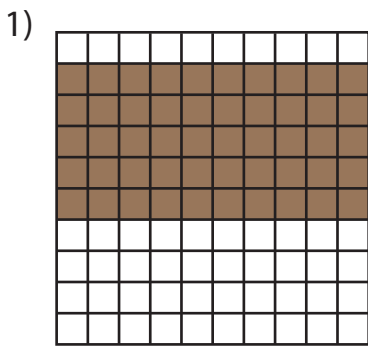


4) $3 \times 11 =$ _____

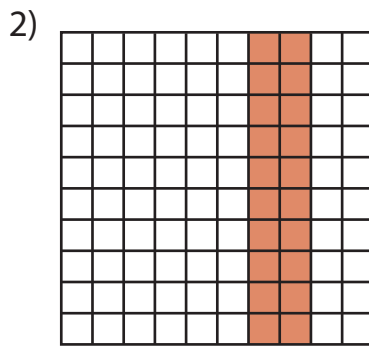


Multiplication Sentence - Area

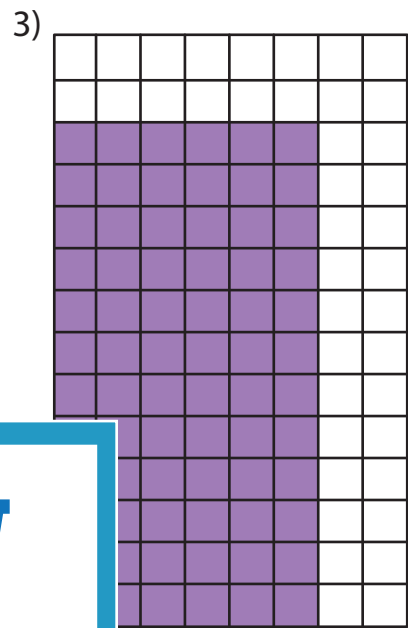
A) Write a multiplication sentence for each model.



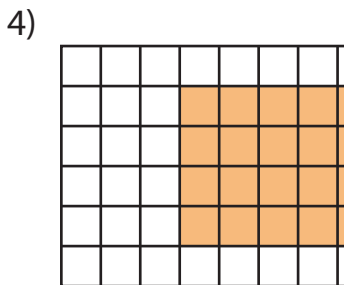
$5 \times 10 = 50$



$10 \times 2 = 20$



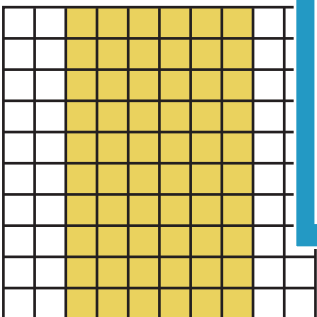
$12 \times 6 = 72$



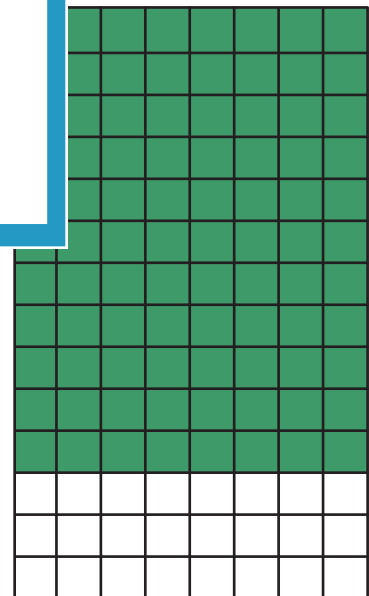

$4 \times 6 = 24$

B) Draw an area model for the multiplication sentence.

1) $10 \times 6 = 60$



4) $3 \times 11 = 33$



Draw an area model for the multiplication sentence.

$11 \times 8 = 88$

PREVIEW

Gain complete access to the largest collection of worksheets in all subjects!

Members, please log in to download this worksheet.

Not a member? Please sign up to gain complete access.

www.mathworksheets4kids.com