




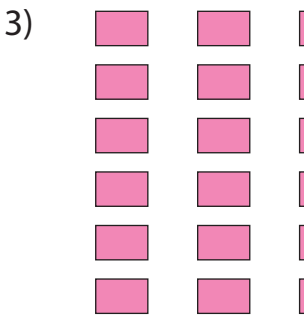
Completing Multiplication Equations

Complete the multiplication equation that describes each array.




5 ×

6 = 18





× 4

= 25



6 × = 42



× 12 = 60

× 8 = 80

PREVIEW

Gain complete access to the largest collection of worksheets in all subjects!



Members, please log in to download this worksheet.

Not a member? Please sign up to gain complete access.

www.mathworksheets4kids.com

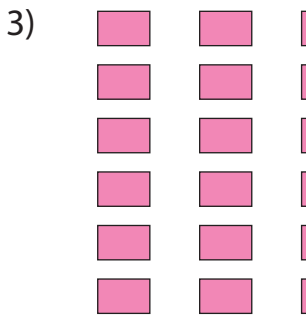
Completing Multiplication Equations

Complete the multiplication equation that describes each array.



5 × 9

6 = 18




PREVIEW

Gain complete access to the largest collection of worksheets in all subjects!

Members, please log in to download this worksheet.


Not a member? Please sign up to gain complete access.

www.mathworksheets4kids.com





6 × 4

5 = 25



6 × 7 = 42



5 × 12 = 60

10 × 8 = 80