


Multiplication Sentence: Arrays


Write a multiplication sentence that describes each array.

1)




_____ × _____

2)



_____ = _____

3)



_____ × _____


PREVIEW

Gain complete access to the largest collection of worksheets in all subjects!

Members, please log in to download this worksheet.


Not a member? Please sign up to gain complete access.

www.mathworksheets4kids.com




_____ = _____

5)




_____ × _____ = _____




_____ × _____ = _____

7)



_____ × _____ = _____

8)




_____ × _____ = _____

Multiplication Sentence: Arrays


Write a multiplication sentence that describes each array.

1)




$$\underline{2} \times \underline{4}$$

2)



$$\underline{4} \times \underline{5} = \underline{20}$$

3)



$$\underline{3} \times \underline{2}$$


PREVIEW

Gain complete access to the largest collection of worksheets in all subjects!

Members, please log in to download this worksheet.


Not a member? Please sign up to gain complete access.

www.mathworksheets4kids.com




$$\underline{3} \times \underline{4} = \underline{12}$$

5)




$$\underline{2} \times \underline{2} = \underline{4}$$




$$\underline{5} \times \underline{3} = \underline{15}$$

7)



$$\underline{2} \times \underline{5} = \underline{10}$$

8)



$$\underline{3} \times \underline{3} = \underline{9}$$