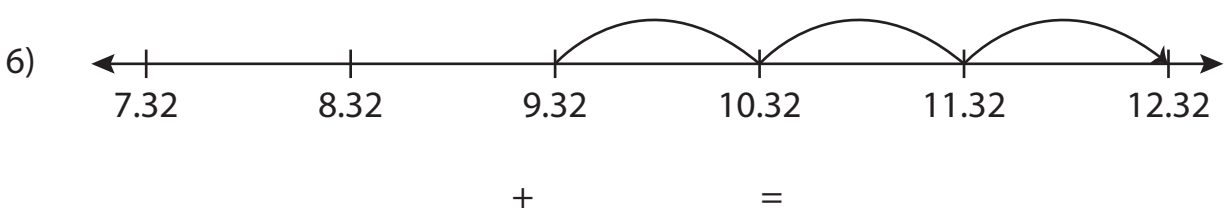

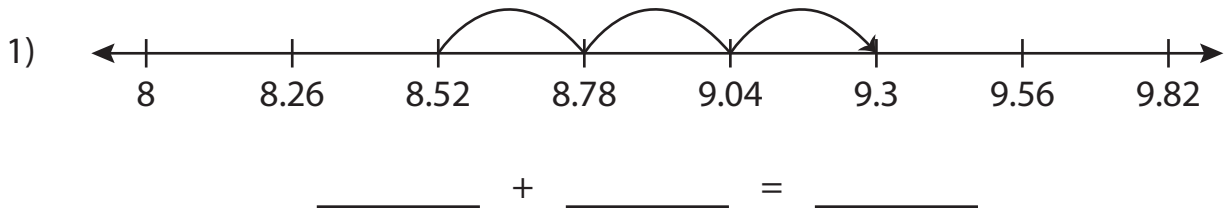


Name : _____

Addition Sentence

Hundredth: 52

Write the addition sentence that describes each model.



PREVIEW

Gain complete access to the largest collection of worksheets in all subjects!

Members, please log in to download this worksheet.

Not a member? Please sign up to gain complete access.

www.mathworksheets4kids.com

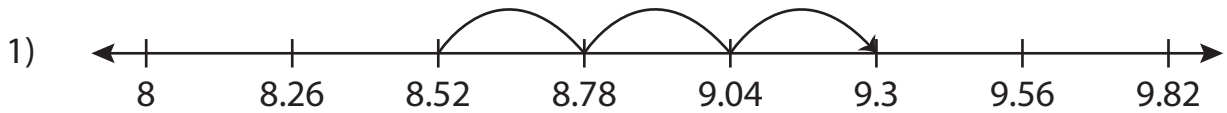
Name : _____

Answer key

Addition Sentence

Hundredth: 52

Write the addition sentence that describes each model.



$$\underline{8.52} + \underline{0.78} = \underline{9.3}$$



$$\underline{14.31} + \underline{0.69} = \underline{15}$$



$$\underline{9.32} + \underline{3} = \underline{12.32}$$

PREVIEW

Gain complete access to the largest collection of worksheets in all subjects!

Members, please log in to download this worksheet.

Not a member? Please sign up to gain complete access.

www.mathworksheets4kids.com