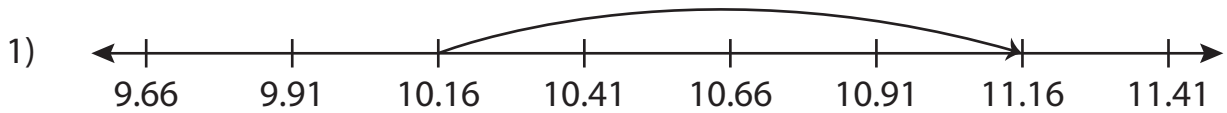


Name : _____

Addition Sentence

Hundredth: 54

Write the addition sentence that describes each model.



_____ + _____ = _____



_____ + _____ = _____

PREVIEW

Gain complete access to the largest collection of worksheets in all subjects!

Members, please log in to download this worksheet.

Not a member? Please sign up to gain complete access.

www.mathworksheets4kids.com

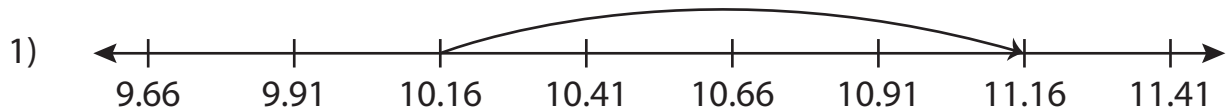
Name : _____

Answer key

Addition Sentence

Hundredth: 54

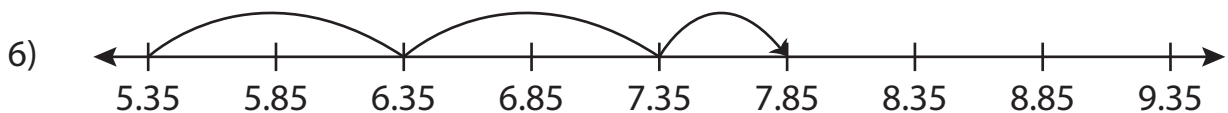
Write the addition sentence that describes each model.



$$\underline{10.16} + \underline{1} = \underline{11.16}$$



$$\underline{4} + \underline{0.42} = \underline{4.42}$$



$$\underline{5.35} + \underline{2.5} = \underline{7.85}$$

PREVIEW

Gain complete access to the largest collection of worksheets in all subjects!

Members, please log in to download this worksheet.

Not a member? Please sign up to gain complete access.

www.mathworksheets4kids.com