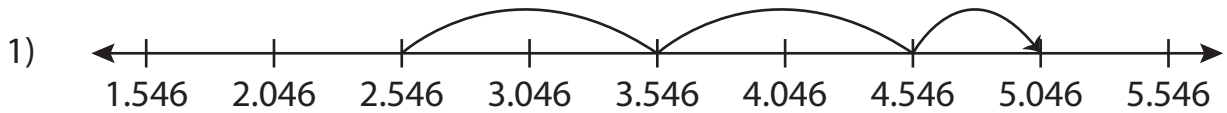


Name : \_\_\_\_\_

# Addition Sentence

Sheet 2

Write the addition sentence that describes each model.



\_\_\_\_\_ + \_\_\_\_\_ = \_\_\_\_\_



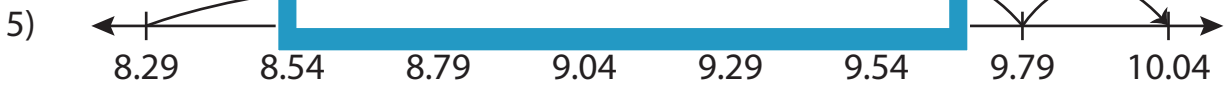
\_\_\_\_\_ + \_\_\_\_\_ = \_\_\_\_\_



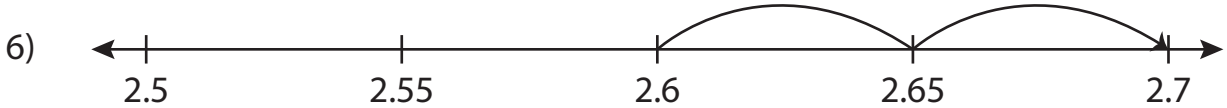
\_\_\_\_\_ + \_\_\_\_\_ = \_\_\_\_\_



\_\_\_\_\_ + \_\_\_\_\_ = \_\_\_\_\_



\_\_\_\_\_ + \_\_\_\_\_ = \_\_\_\_\_



\_\_\_\_\_ + \_\_\_\_\_ = \_\_\_\_\_

**PREVIEW**

Gain complete access to the largest collection of worksheets in all subjects!

Members, please log in to download this worksheet.

Not a member? Please sign up to gain complete access.

[www.mathworksheets4kids.com](http://www.mathworksheets4kids.com)

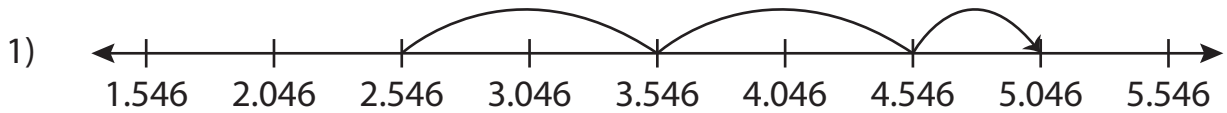
Name : \_\_\_\_\_

## Answer key

# Addition Sentence

Sheet 2

Write the addition sentence that describes each model.



$$\underline{2.546} + \underline{2.5} = \underline{5.046}$$



3) 



$$\underline{2.6} + \underline{0.1} = \underline{2.7}$$

# PREVIEW

Gain complete access to the largest collection of worksheets in all subjects!

Members, please log in to download this worksheet.

Not a member? Please sign up to gain complete access.

[www.mathworksheets4kids.com](http://www.mathworksheets4kids.com)