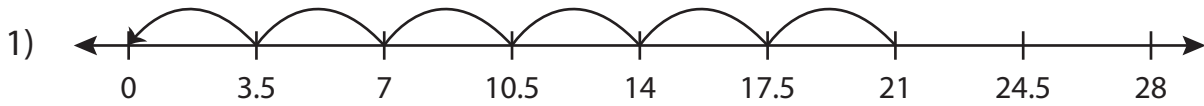


Name : _____

Division Sentence

Sheet 2

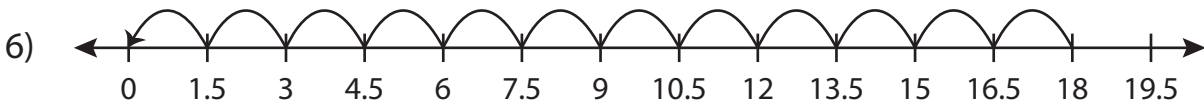
Write the division sentence that describes each model.



$$\underline{\hspace{2cm}} \div \underline{\hspace{2cm}} = \underline{\hspace{2cm}}$$



$$\underline{\hspace{2cm}} \div \underline{\hspace{2cm}} = \underline{\hspace{2cm}}$$



$$\underline{\hspace{2cm}} \div \underline{\hspace{2cm}} = \underline{\hspace{2cm}}$$

PREVIEW

Access the largest collection of worksheets for just **\$19.95** per year!

Members, please log in to download this worksheet. **Log in**

Not a member? Please sign up to gain complete access. **Sign up**

www.mathworksheets4kids.com

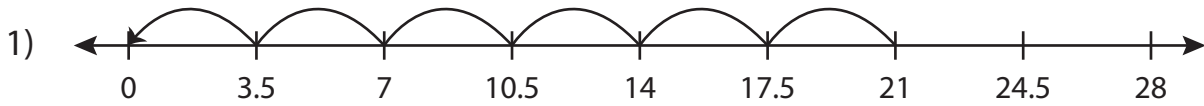
Name : _____

Answer key

Division Sentence

Sheet 2

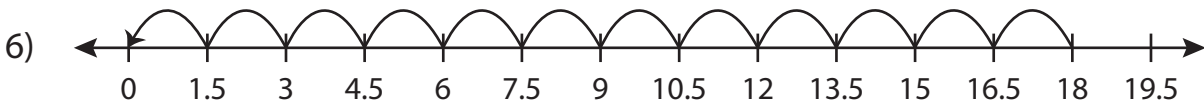
Write the division sentence that describes each model.



$$\underline{21} \div \underline{3.5} = \underline{6}$$



$$\underline{7} \div \underline{0.7} = \underline{10}$$



$$\underline{18} \div \underline{1.5} = \underline{12}$$

PREVIEW

Access the largest collection of worksheets for just **\$19.95** per year!

Members, please log in to download this worksheet. **Log in**

Not a member? Please sign up to gain complete access. **Sign up**

www.mathworksheets4kids.com