

Name : _____

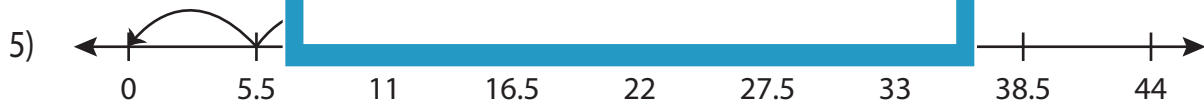
Division Sentence

Sheet 5

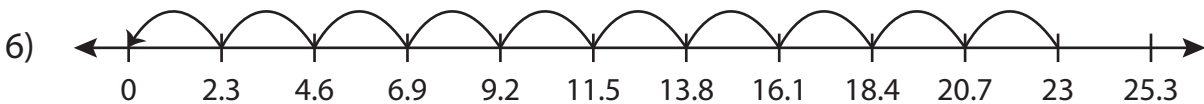
Write the division sentence that describes each model.



$$\underline{\hspace{2cm}} \div \underline{\hspace{2cm}} = \underline{\hspace{2cm}}$$



$$\underline{\hspace{2cm}} \div \underline{\hspace{2cm}} = \underline{\hspace{2cm}}$$



$$\underline{\hspace{2cm}} \div \underline{\hspace{2cm}} = \underline{\hspace{2cm}}$$

PREVIEW

Access the largest collection of worksheets for just **\$19.95** per year!

Members, please log in to download this worksheet. **Log in**

Not a member? Please sign up to gain complete access. **Sign up**

www.mathworksheets4kids.com

Name : _____

Answer key

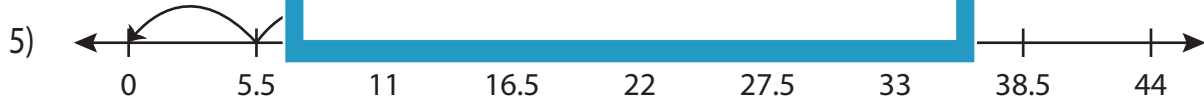
Division Sentence

Sheet 5

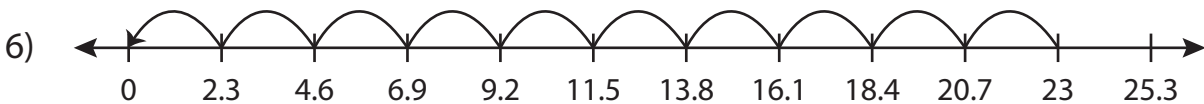
Write the division sentence that describes each model.



$$\underline{13} \div \underline{1.3} = \underline{10}$$



$$\underline{11} \div \underline{5.5} = \underline{2}$$



$$\underline{23} \div \underline{2.3} = \underline{10}$$

PREVIEW

Access the largest collection of worksheets for just **\$19.95** per year!

Members, please log in to download this worksheet. **Log in**

Not a member? Please sign up to gain complete access. **Sign up**

www.mathworksheets4kids.com