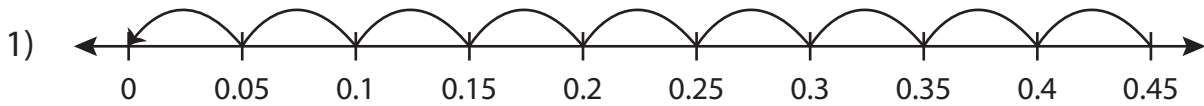


Name : \_\_\_\_\_

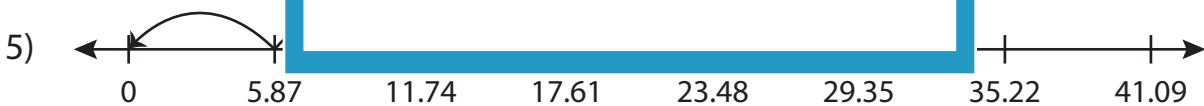
## Division Sentence

Hundredth: S2

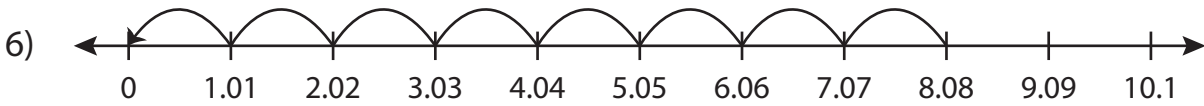
Write the division sentence that describes each model.



$$\underline{\hspace{2cm}} \div \underline{\hspace{2cm}} = \underline{\hspace{2cm}}$$



$$\underline{\hspace{2cm}} \div \underline{\hspace{2cm}} = \underline{\hspace{2cm}}$$



$$\underline{\hspace{2cm}} \div \underline{\hspace{2cm}} = \underline{\hspace{2cm}}$$

**PREVIEW**

Access the largest collection of worksheets for just **\$19.95** per year!

Members, please log in to download this worksheet. **Log in**

Not a member? Please sign up to gain complete access. **Sign up**

[www.mathworksheets4kids.com](http://www.mathworksheets4kids.com)

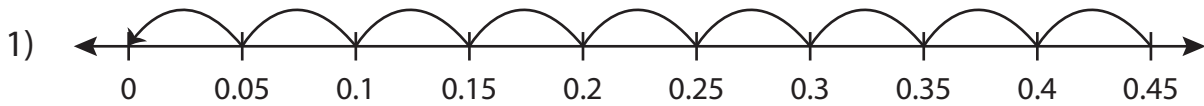
Name : \_\_\_\_\_

## Answer key

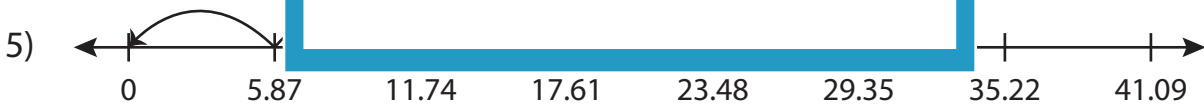
### Division Sentence

Hundredth: S2

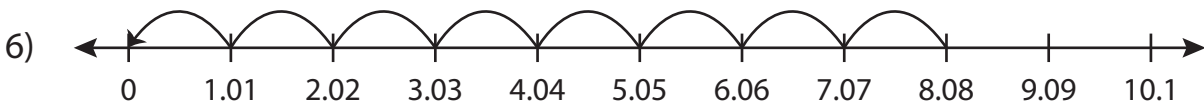
Write the division sentence that describes each model.



$$\underline{0.45} \div \underline{0.05} = \underline{9}$$



$$\underline{17.61} \div \underline{5.87} = \underline{3}$$



$$\underline{8.08} \div \underline{1.01} = \underline{8}$$

**PREVIEW**

Access the largest collection of worksheets for just **\$19.95** per year!

Members, please log in to download this worksheet. **Log in**

Not a member? Please sign up to gain complete access. **Sign up**

[www.mathworksheets4kids.com](http://www.mathworksheets4kids.com)