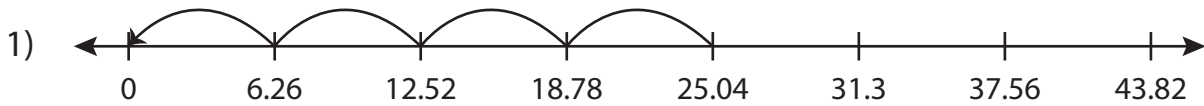


Name : \_\_\_\_\_

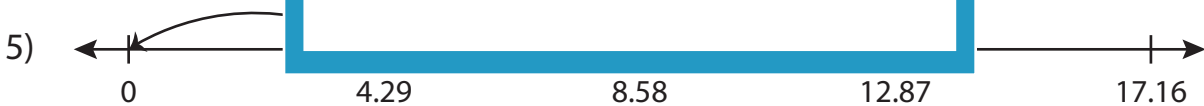
## Division Sentence

Hundredth: S4

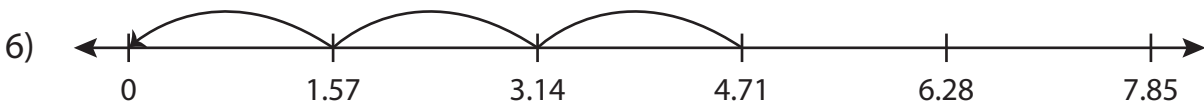
Write the division sentence that describes each model.



$$\underline{\hspace{2cm}} \div \underline{\hspace{2cm}} = \underline{\hspace{2cm}}$$



$$\underline{\hspace{2cm}} \div \underline{\hspace{2cm}} = \underline{\hspace{2cm}}$$



$$\underline{\hspace{2cm}} \div \underline{\hspace{2cm}} = \underline{\hspace{2cm}}$$

# PREVIEW

Access the largest collection of  
worksheets for just **\$19.95** per year!

Members, please  
log in to  
download this  
worksheet.

Log in

Not a member?  
Please sign up to  
gain complete  
access.

Sign up

www.mathworksheets4kids.com

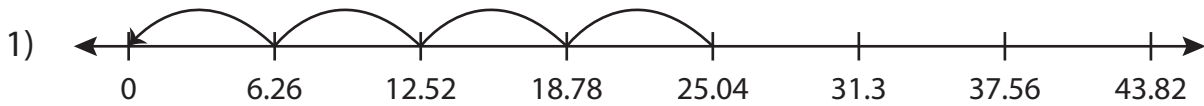
Name : \_\_\_\_\_

## Answer key

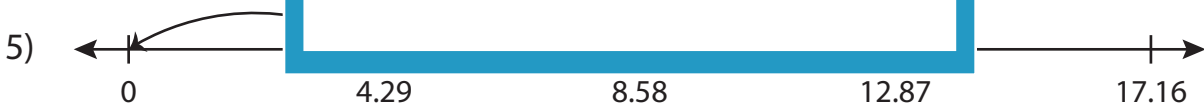
### Division Sentence

Hundredth: S4

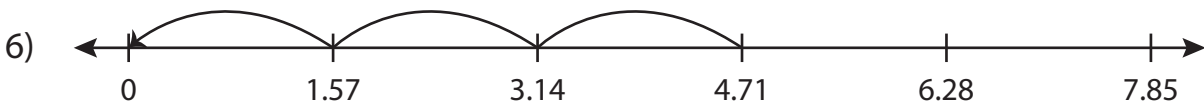
Write the division sentence that describes each model.



$$\underline{25.04} \div \underline{6.26} = \underline{4}$$



$$\underline{8.58} \div \underline{4.29} = \underline{2}$$



$$\underline{4.71} \div \underline{1.57} = \underline{3}$$

**PREVIEW**

Access the largest collection of worksheets for just **\$19.95** per year!

Members, please log in to download this worksheet. **Log in**

Not a member? Please sign up to gain complete access. **Sign up**

[www.mathworksheets4kids.com](http://www.mathworksheets4kids.com)