


Name : \_\_\_\_\_

## Division Sentence

Hundredth: S5

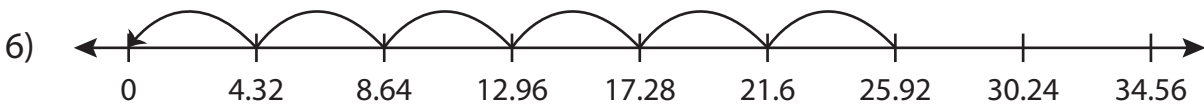
Write the division sentence that describes each model.



$$\underline{\hspace{2cm}} \div \underline{\hspace{2cm}} = \underline{\hspace{2cm}}$$



$$\underline{\hspace{2cm}} \div \underline{\hspace{2cm}} = \underline{\hspace{2cm}}$$



$$\underline{\hspace{2cm}} \div \underline{\hspace{2cm}} = \underline{\hspace{2cm}}$$

**PREVIEW**

Access the largest collection of worksheets for just **\$19.95** per year!

Members, please log in to download this worksheet. **Log in**

Not a member? Please sign up to gain complete access. **Sign up**

[www.mathworksheets4kids.com](http://www.mathworksheets4kids.com)


Name : \_\_\_\_\_

## Answer key

### Division Sentence

Hundredth: S5

Write the division sentence that describes each model.



$$\underline{1.43} \div \underline{1.43} = \underline{1}$$



$$\underline{6.48} \div \underline{2.16} = \underline{3}$$



$$\underline{25.92} \div \underline{4.32} = \underline{6}$$

**PREVIEW**

Access the largest collection of worksheets for just **\$19.95** per year!

Members, please log in to download this worksheet. **Log in**

Not a member? Please sign up to gain complete access. **Sign up**

[www.mathworksheets4kids.com](http://www.mathworksheets4kids.com)