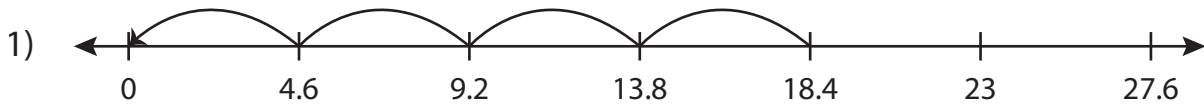


Name : _____

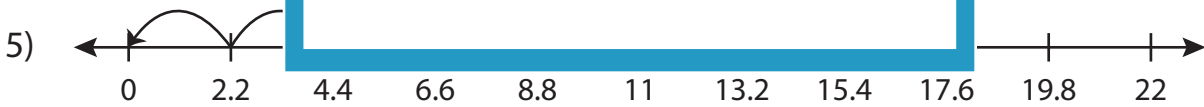
Division Sentence

Tenth: S2

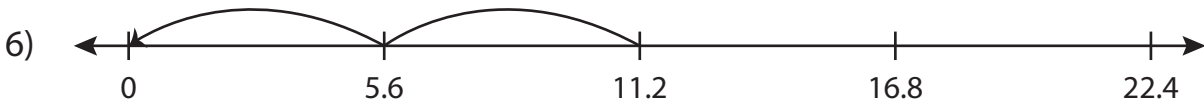
Write the division sentence that describes each model.



$$\underline{\hspace{2cm}} \div \underline{\hspace{2cm}} = \underline{\hspace{2cm}}$$



$$\underline{\hspace{2cm}} \div \underline{\hspace{2cm}} = \underline{\hspace{2cm}}$$



$$\underline{\hspace{2cm}} \div \underline{\hspace{2cm}} = \underline{\hspace{2cm}}$$

PREVIEW

Access the largest collection of
worksheets for just **\$19.95** per year!

Members, please
log in to
download this
worksheet.

Log in

Not a member?
Please sign up to
gain complete
access.

Sign up

www.mathworksheets4kids.com

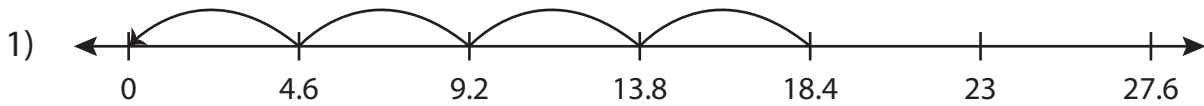
Name : _____

Answer key

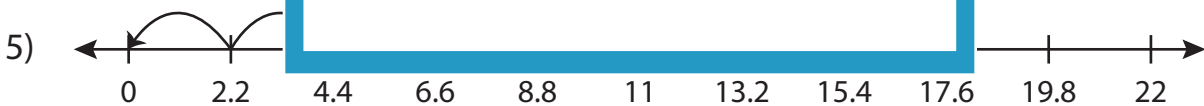
Division Sentence

Tenth: S2

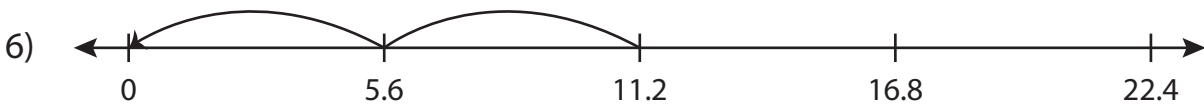
Write the division sentence that describes each model.



$$\underline{18.4} \div \underline{4.6} = \underline{4}$$



$$\underline{17.6} \div \underline{2.2} = \underline{8}$$



$$\underline{11.2} \div \underline{5.6} = \underline{2}$$

PREVIEW

Access the largest collection of worksheets for just **\$19.95** per year!

Members, please log in to download this worksheet. **Log in**

Not a member? Please sign up to gain complete access. **Sign up**

www.mathworksheets4kids.com