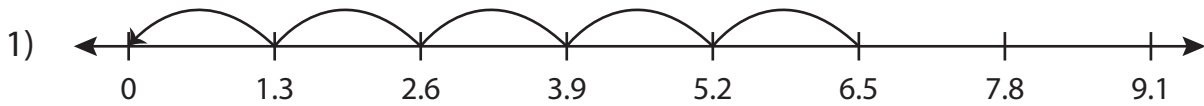


Name : _____

Division Sentence

Tenth: S3

Write the division sentence that describes each model.



$$\underline{\hspace{2cm}} \div \underline{\hspace{2cm}} = \underline{\hspace{2cm}}$$



PREVIEW

Access the largest collection of worksheets for just **\$19.95** per year!

Members, please log in to download this worksheet.

Log in

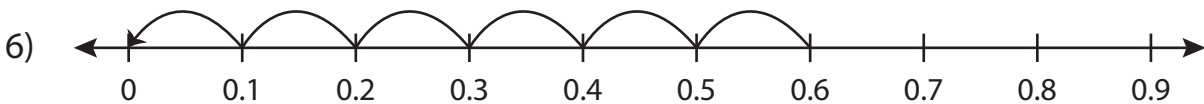
Not a member? Please sign up to gain complete access.

Sign up

www.mathworksheets4kids.com



$$\underline{\hspace{2cm}} \div \underline{\hspace{2cm}} = \underline{\hspace{2cm}}$$



$$\underline{\hspace{2cm}} \div \underline{\hspace{2cm}} = \underline{\hspace{2cm}}$$

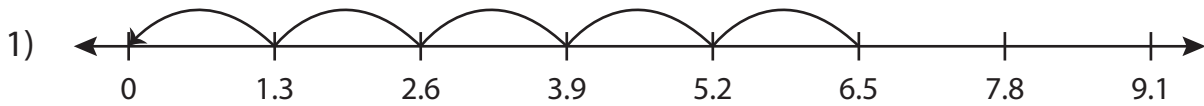
Name : _____

Answer key

Division Sentence

Tenth: S3

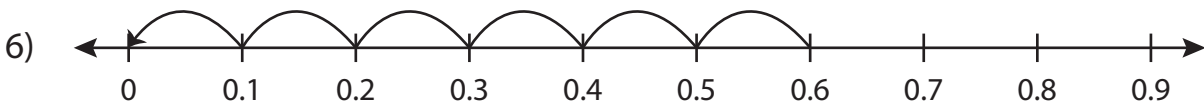
Write the division sentence that describes each model.



$$\underline{6.5} \div \underline{1.3} = \underline{5}$$



$$\underline{10.2} \div \underline{5.1} = \underline{2}$$



$$\underline{0.6} \div \underline{0.1} = \underline{6}$$

PREVIEW

Access the largest collection of worksheets for just **\$19.95** per year!

Members, please log in to download this worksheet. **Log in**

Not a member? Please sign up to gain complete access. **Sign up**

www.mathworksheets4kids.com