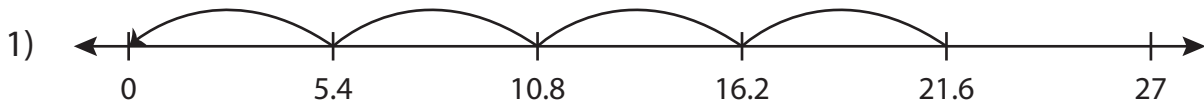


Name : \_\_\_\_\_

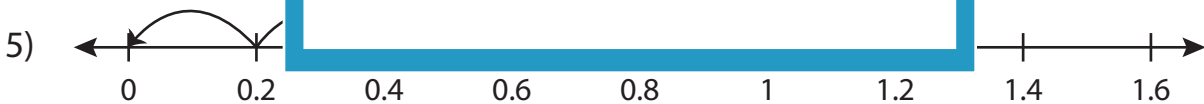
## Division Sentence

Tenth: S5

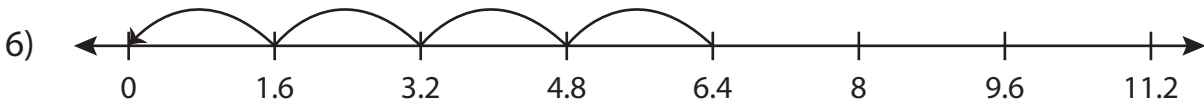
Write the division sentence that describes each model.



$$\underline{\hspace{2cm}} \div \underline{\hspace{2cm}} = \underline{\hspace{2cm}}$$



$$\underline{\hspace{2cm}} \div \underline{\hspace{2cm}} = \underline{\hspace{2cm}}$$



$$\underline{\hspace{2cm}} \div \underline{\hspace{2cm}} = \underline{\hspace{2cm}}$$

**PREVIEW**

Access the largest collection of worksheets for just **\$19.95** per year!

Members, please log in to download this worksheet. **Log in**

Not a member? Please sign up to gain complete access. **Sign up**

[www.mathworksheets4kids.com](http://www.mathworksheets4kids.com)

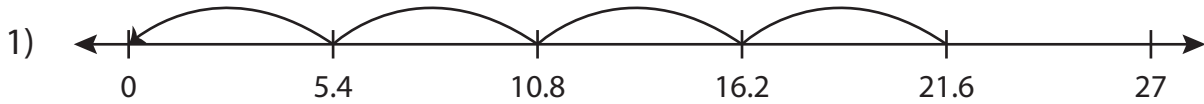
Name : \_\_\_\_\_

## Answer key

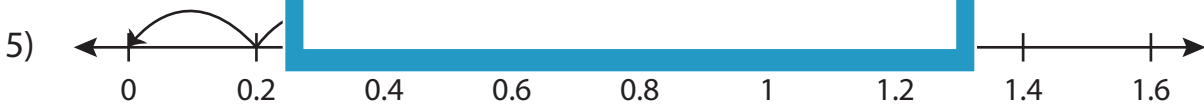
### Division Sentence

Tenth: S5

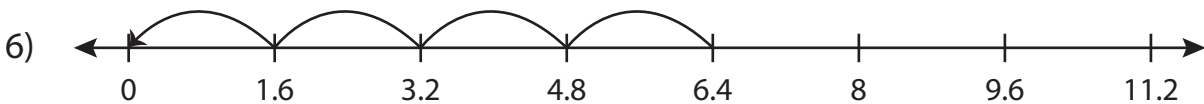
Write the division sentence that describes each model.



$$\underline{21.6} \div \underline{5.4} = \underline{4}$$



$$\underline{1.2} \div \underline{0.2} = \underline{6}$$



$$\underline{6.4} \div \underline{1.6} = \underline{4}$$

**PREVIEW**

Access the largest collection of worksheets for just **\$19.95** per year!

Members, please log in to download this worksheet. **Log in**

Not a member? Please sign up to gain complete access. **Sign up**

[www.mathworksheets4kids.com](http://www.mathworksheets4kids.com)