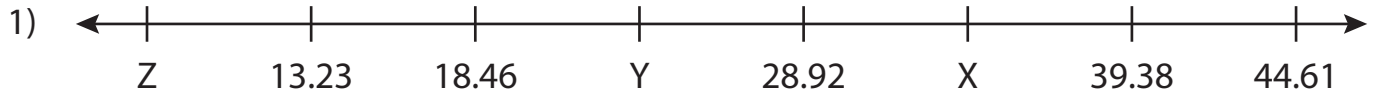


Name : \_\_\_\_\_

# Missing Numbers

Hundredth: T3S2

What numbers do the letters in each number line represent?



X = \_\_\_\_\_ ; Y = \_\_\_\_\_ ; Z = \_\_\_\_\_



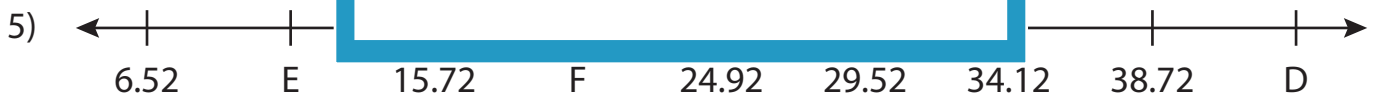
B = \_\_\_\_\_



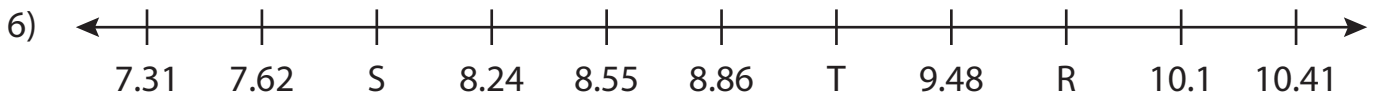
F = \_\_\_\_\_



Q = \_\_\_\_\_



D = \_\_\_\_\_ ; E = \_\_\_\_\_ ; F = \_\_\_\_\_



R = \_\_\_\_\_ ; S = \_\_\_\_\_ ; T = \_\_\_\_\_

**PREVIEW**

Gain complete access to the largest collection of worksheets in all subjects!

Members, please log in to download this worksheet.

Not a member? Please sign up to gain complete access.

[www.mathworksheets4kids.com](http://www.mathworksheets4kids.com)

Name : \_\_\_\_\_

## Answer key

# Missing Numbers

Hundredth: T3S2

What numbers do the letters in each number line represent?



X = 34.15 ; Y = 23.69 ; Z = 8



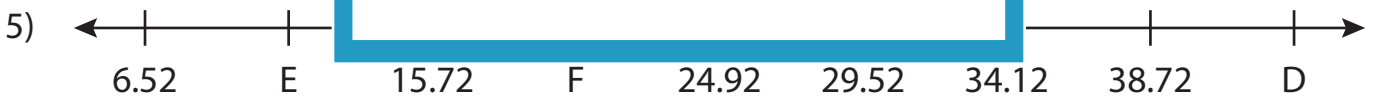
B = 2.03



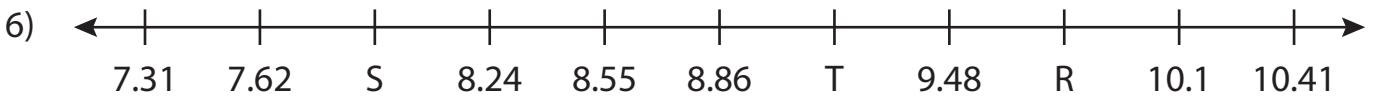
F = .63



Q = 5.68



D = 43.32 ; E = 11.12 ; F = 20.32



R = 9.79 ; S = 7.93 ; T = 9.17

**PREVIEW**

Gain complete access to the largest collection of worksheets in all subjects!

Members, please log in to download this worksheet.

Not a member? Please sign up to gain complete access.

[www.mathworksheets4kids.com](http://www.mathworksheets4kids.com)