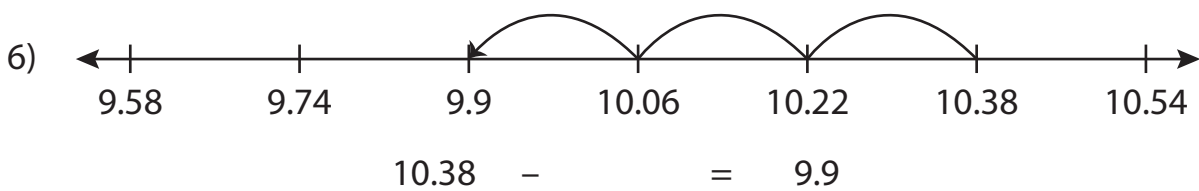
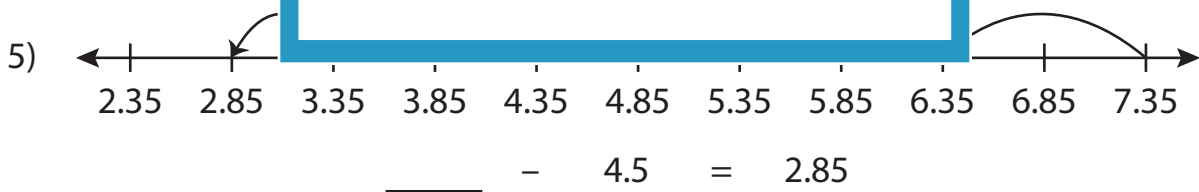
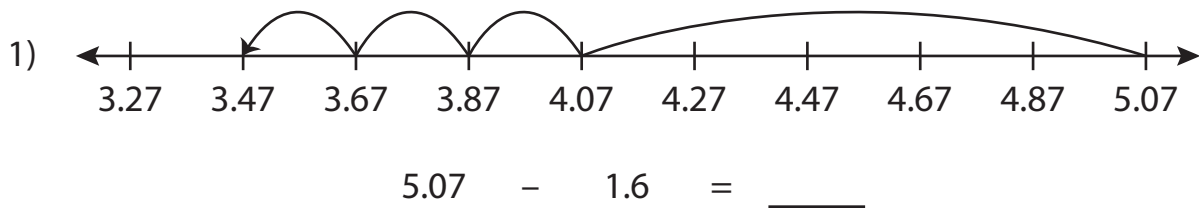


Name : \_\_\_\_\_

## Subtraction Sentence - Missing Numbers

Hundredth: S5

Complete the subtraction sentence that describes each model.



**PREVIEW**

Gain complete access to the largest collection of worksheets in all subjects!

Members, please log in to download this worksheet.

Not a member? Please sign up to gain complete access.

[www.mathworksheets4kids.com](http://www.mathworksheets4kids.com)

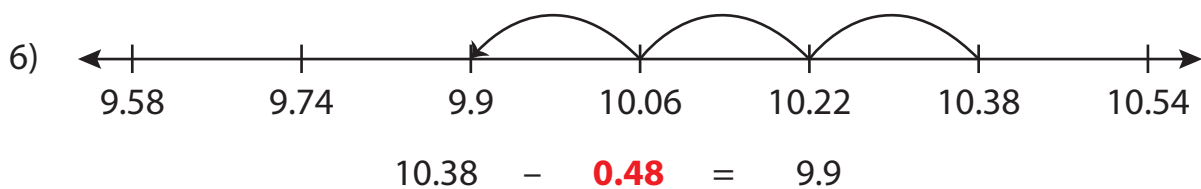
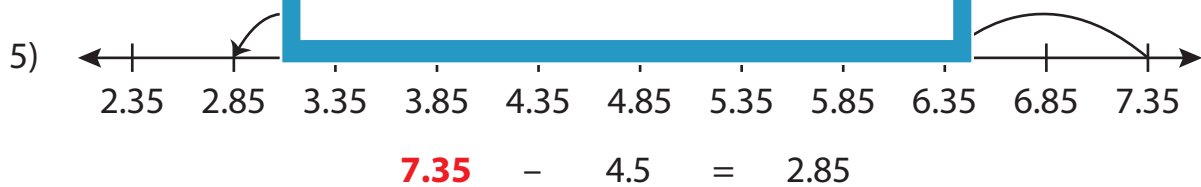
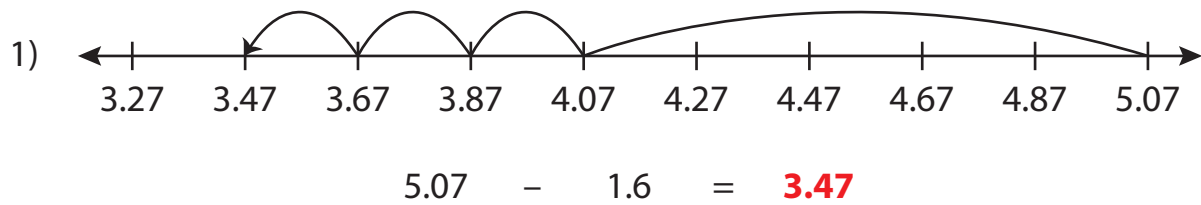
Name : \_\_\_\_\_

## Answer key

### Subtraction Sentence - Missing Numbers

Hundredth: S5

Complete the subtraction sentence that describes each model.



**PREVIEW**

Gain complete access to the largest collection of worksheets in all subjects!

Members, please log in to download this worksheet.

Not a member? Please sign up to gain complete access.

[www.mathworksheets4kids.com](http://www.mathworksheets4kids.com)