

Name : _____

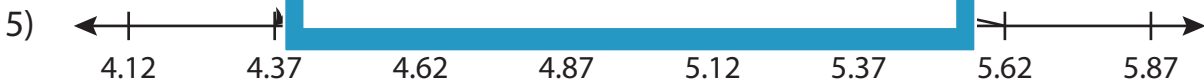
Subtraction Sentence

Hundredth: S1

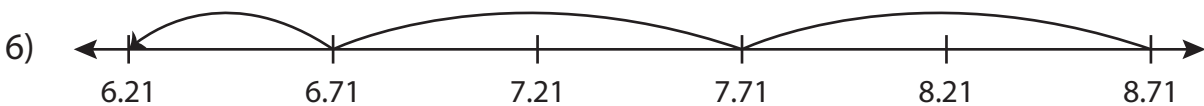
Write the subtraction sentence that describes each model.



$$\underline{\hspace{2cm}} - \underline{\hspace{2cm}} = \underline{\hspace{2cm}}$$



$$\underline{\hspace{2cm}} - \underline{\hspace{2cm}} = \underline{\hspace{2cm}}$$



$$\underline{\hspace{2cm}} - \underline{\hspace{2cm}} = \underline{\hspace{2cm}}$$

PREVIEW

Gain complete access to the largest collection of worksheets in all subjects!

Members, please log in to download this worksheet.

Not a member? Please sign up to gain complete access.

www.mathworksheets4kids.com

Name : _____

Answer key

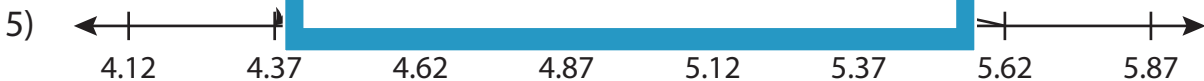
Subtraction Sentence

Hundredth: S1

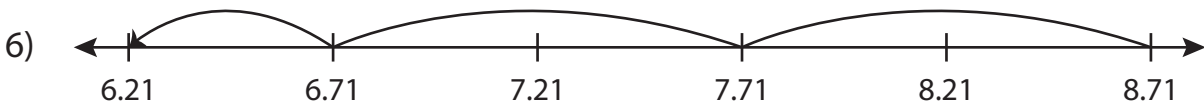
Write the subtraction sentence that describes each model.



$$\underline{3.76} - \underline{0.08} = \underline{3.68}$$



$$\underline{5.62} - \underline{1.25} = \underline{4.37}$$



$$\underline{8.71} - \underline{2.5} = \underline{6.21}$$

PREVIEW

Gain complete access to the largest collection of worksheets in all subjects!

Members, please log in to download this worksheet.

Not a member? Please sign up to gain complete access.

www.mathworksheets4kids.com