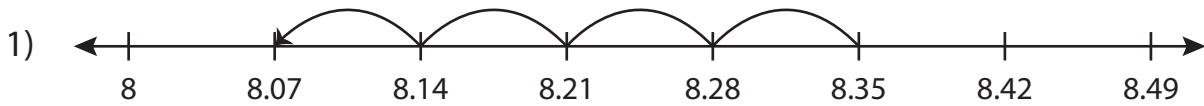


Name : _____

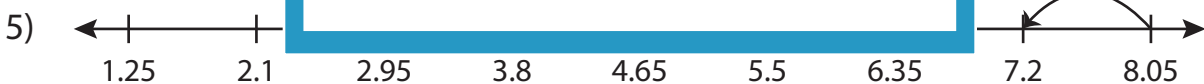
Subtraction Sentence

Hundredth: S3

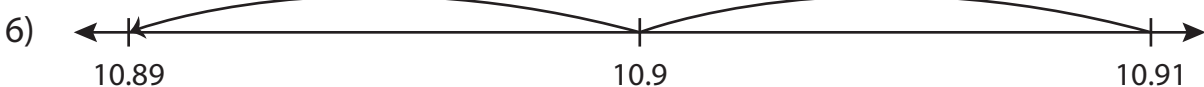
Write the subtraction sentence that describes each model.



$$\underline{\hspace{2cm}} - \underline{\hspace{2cm}} = \underline{\hspace{2cm}}$$



$$\underline{\hspace{2cm}} - \underline{\hspace{2cm}} = \underline{\hspace{2cm}}$$



$$\underline{\hspace{2cm}} - \underline{\hspace{2cm}} = \underline{\hspace{2cm}}$$

PREVIEW

Gain complete access to the largest collection of worksheets in all subjects!

Members, please log in to download this worksheet.

Not a member? Please sign up to gain complete access.

www.mathworksheets4kids.com

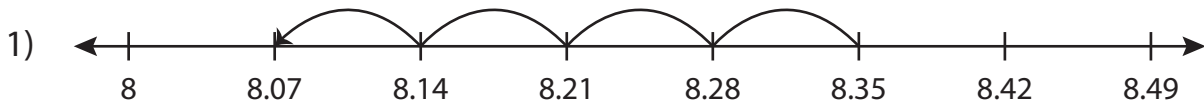
Name : _____

Answer key

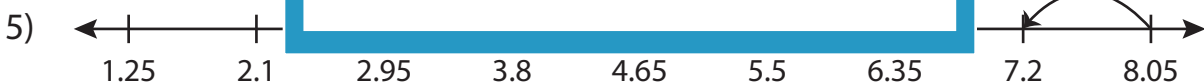
Subtraction Sentence

Hundredth: S3

Write the subtraction sentence that describes each model.



$$\underline{8.35} - \underline{0.28} = \underline{8.07}$$



$$\underline{8.05} - \underline{0.85} = \underline{7.2}$$



$$\underline{10.91} - \underline{0.02} = \underline{10.89}$$

PREVIEW

Gain complete access to the largest collection of worksheets in all subjects!

Members, please log in to download this worksheet.

Not a member? Please sign up to gain complete access.

www.mathworksheets4kids.com