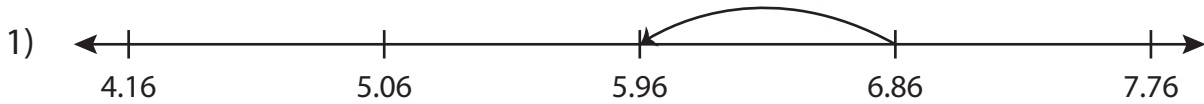


Name : _____

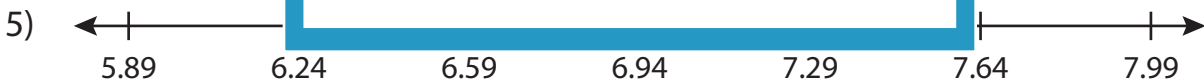
Subtraction Sentence

Hundredth: S4

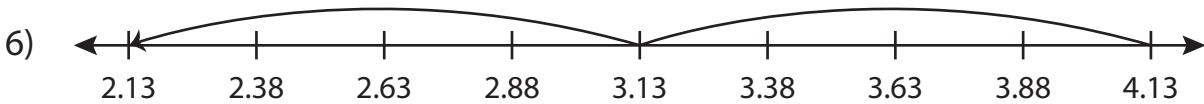
Write the subtraction sentence that describes each model.



$$\underline{\hspace{2cm}} - \underline{\hspace{2cm}} = \underline{\hspace{2cm}}$$



$$\underline{\hspace{2cm}} - \underline{\hspace{2cm}} = \underline{\hspace{2cm}}$$



$$\underline{\hspace{2cm}} - \underline{\hspace{2cm}} = \underline{\hspace{2cm}}$$

PREVIEW

Gain complete access to the largest collection of worksheets in all subjects!

Members, please log in to download this worksheet.

Not a member? Please sign up to gain complete access.

www.mathworksheets4kids.com

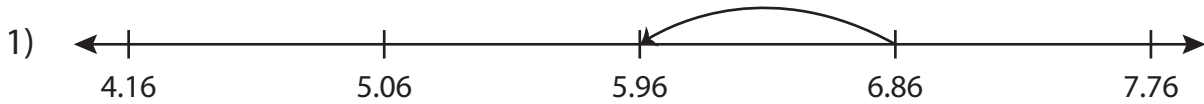
Name : _____

Answer key

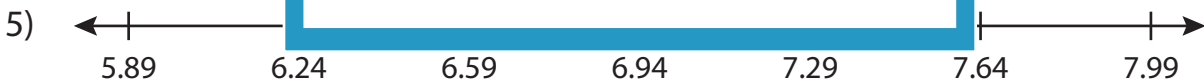
Subtraction Sentence

Hundredth: S4

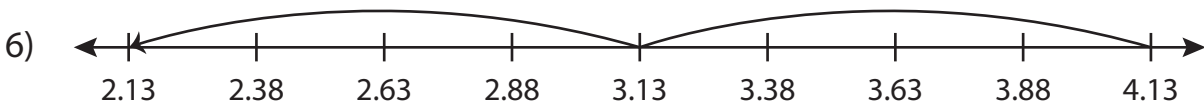
Write the subtraction sentence that describes each model.



$$\underline{6.86} - \underline{0.9} = \underline{5.96}$$



$$\underline{7.29} - \underline{0.7} = \underline{6.59}$$



$$\underline{4.13} - \underline{2} = \underline{2.13}$$

PREVIEW

Gain complete access to the largest collection of worksheets in all subjects!

Members, please log in to download this worksheet.

Not a member? Please sign up to gain complete access.

www.mathworksheets4kids.com