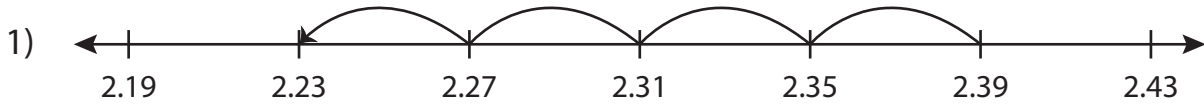


Name : _____


Subtraction Sentence

Hundredth: S5

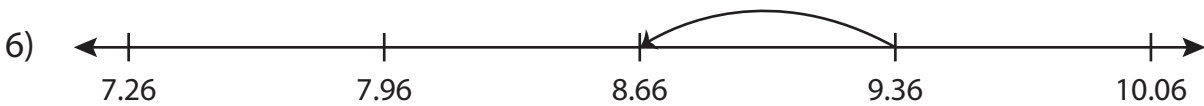
Write the subtraction sentence that describes each model.



$$\underline{\hspace{2cm}} - \underline{\hspace{2cm}} = \underline{\hspace{2cm}}$$



$$\underline{\hspace{2cm}} - \underline{\hspace{2cm}} = \underline{\hspace{2cm}}$$



$$\underline{\hspace{2cm}} - \underline{\hspace{2cm}} = \underline{\hspace{2cm}}$$

PREVIEW

Gain complete access to the largest collection of worksheets in all subjects!

Members, please log in to download this worksheet.

Not a member? Please sign up to gain complete access.

www.mathworksheets4kids.com

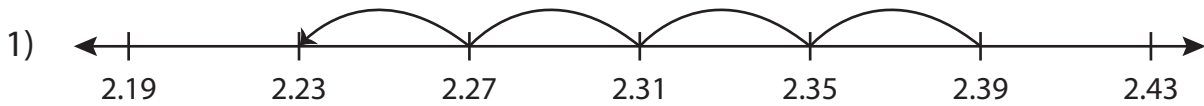
Name : _____

Answer key


Subtraction Sentence

Hundredth: S5

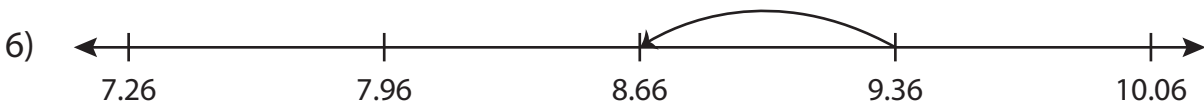
Write the subtraction sentence that describes each model.



$$\underline{2.39} - \underline{0.16} = \underline{2.23}$$



$$\underline{6.49} - \underline{2.5} = \underline{3.99}$$



$$\underline{9.36} - \underline{0.7} = \underline{8.66}$$

PREVIEW

Gain complete access to the largest collection of worksheets in all subjects!

Members, please log in to download this worksheet.

Not a member? Please sign up to gain complete access.

www.mathworksheets4kids.com