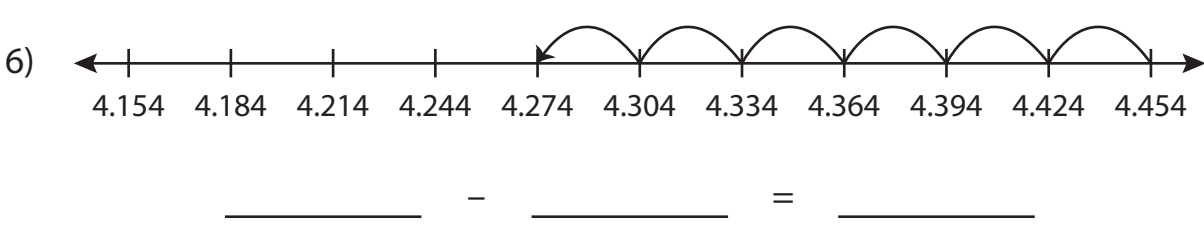
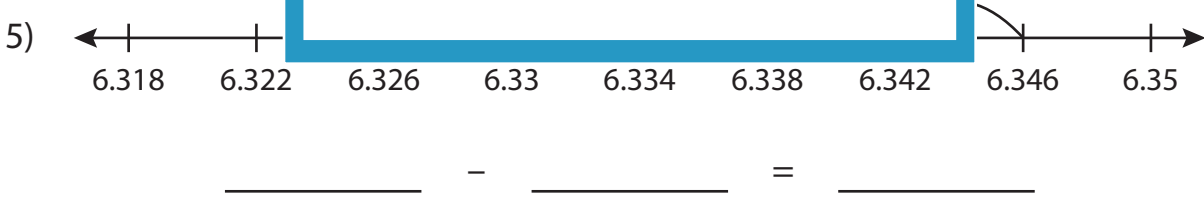
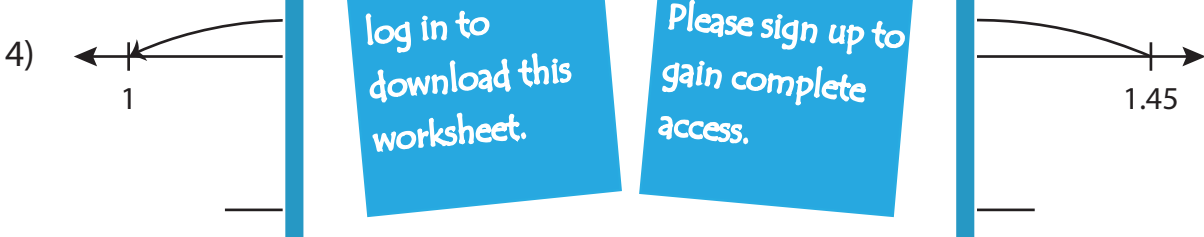
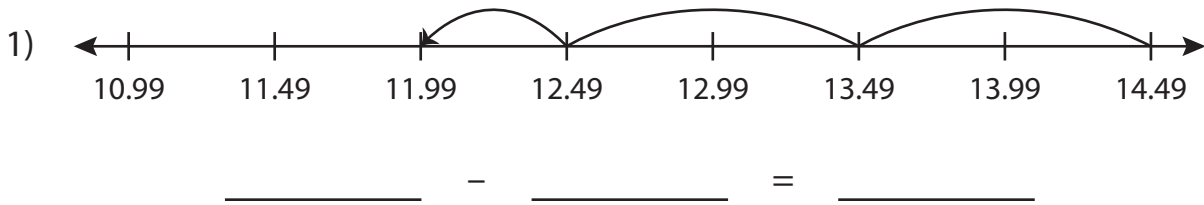


## Subtraction Sentence

Write the subtraction sentence that describes each model.



# PREVIEW

Gain complete access to the largest collection of worksheets in all subjects!

Members, please log in to download this worksheet.

Not a member? Please sign up to gain complete access.

[www.mathworksheets4kids.com](http://www.mathworksheets4kids.com)

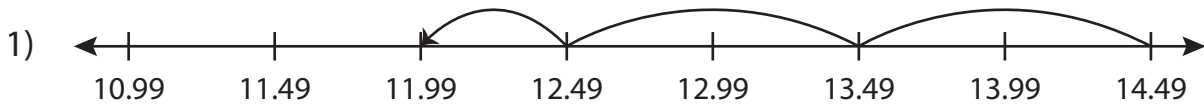
Name : \_\_\_\_\_

## Answer key

### Subtraction Sentence

Sheet 2

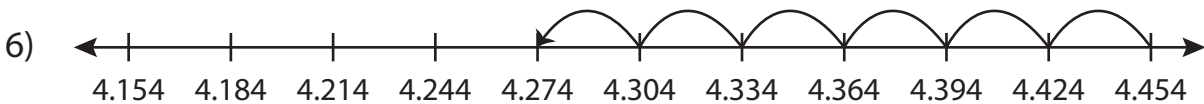
Write the subtraction sentence that describes each model.



$$\underline{14.49} - \underline{2.5} = \underline{11.99}$$



$$\underline{6.346} - \underline{0.008} = \underline{6.338}$$



$$\underline{4.454} - \underline{0.18} = \underline{4.274}$$

**PREVIEW**

Gain complete access to the largest collection of worksheets in all subjects!

Members, please log in to download this worksheet.

Not a member? Please sign up to gain complete access.

[www.mathworksheets4kids.com](http://www.mathworksheets4kids.com)