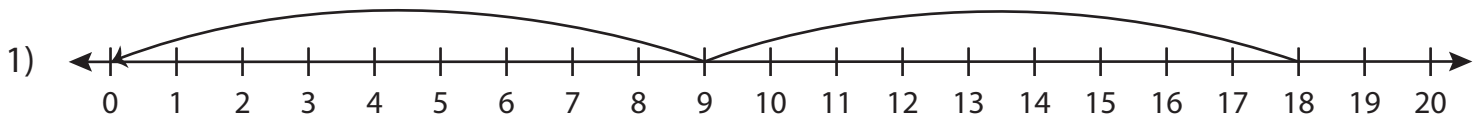


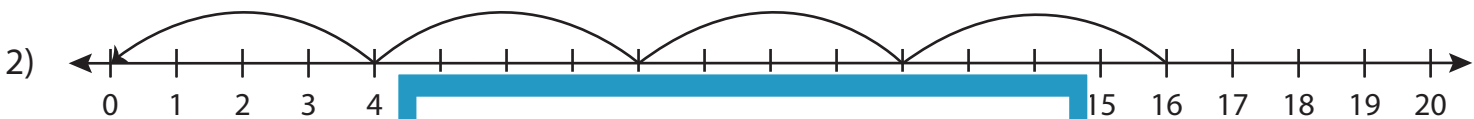
Division Sentence

T1S2

Write the division sentence that describes each model.



$$\underline{\quad} \div \underline{\quad} = \underline{\quad}$$



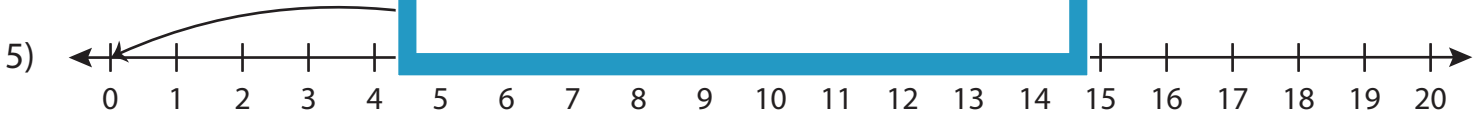
$$\underline{\quad} \div \underline{\quad} = \underline{\quad}$$



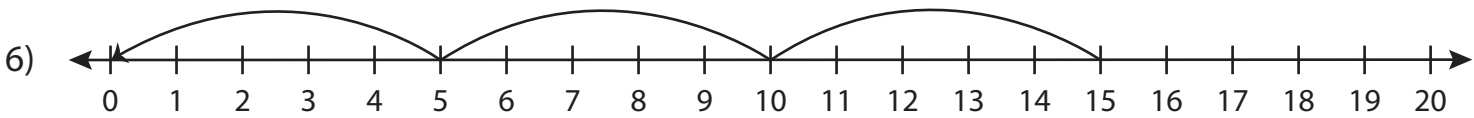
$$\underline{\quad} \div \underline{\quad} = \underline{\quad}$$



$$\underline{\quad} \div \underline{\quad} = \underline{\quad}$$



$$\underline{\quad} \div \underline{\quad} = \underline{\quad}$$



$$\underline{\quad} \div \underline{\quad} = \underline{\quad}$$

PREVIEW

Gain complete access to the largest collection of worksheets in all subjects!

Members, please log in to download this worksheet.

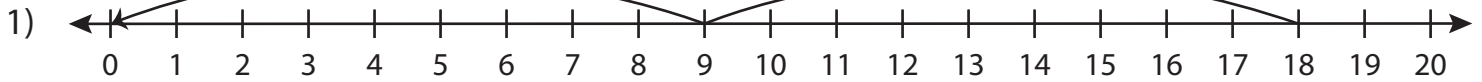
Not a member? Please sign up to gain complete access.

www.mathworksheets4kids.com

Division Sentence

T1S2

Write the division sentence that describes each model.



$$\underline{18} \div \underline{9} = \underline{2}$$



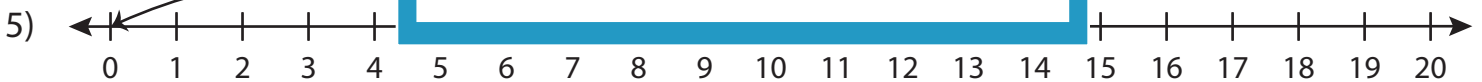
$$\underline{16} \div \underline{4} = \underline{4}$$



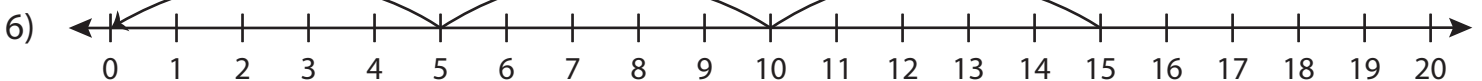
$$\underline{4} \div \underline{2} = \underline{2}$$



$$\underline{4} \div \underline{2} = \underline{2}$$



$$\underline{7} \div \underline{7} = \underline{1}$$



$$\underline{15} \div \underline{5} = \underline{3}$$

PREVIEW

Gain complete access to the largest collection of worksheets in all subjects!

Members, please log in to download this worksheet.

Not a member? Please sign up to gain complete access.

www.mathworksheets4kids.com