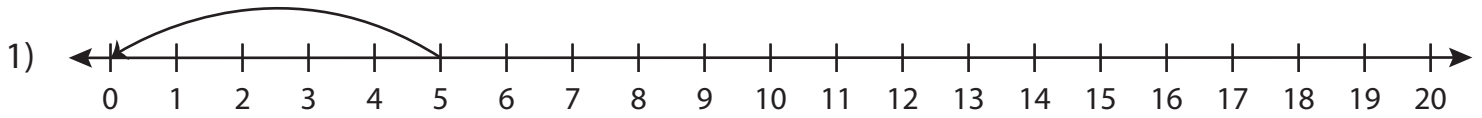


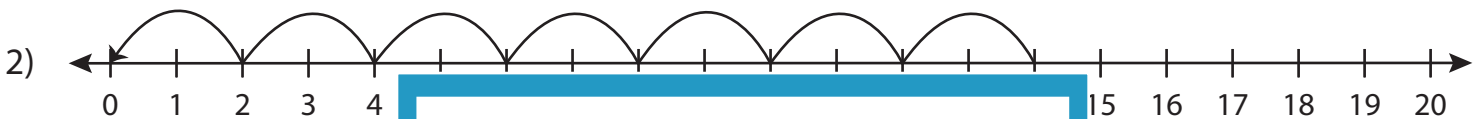
Division Sentence

T155

Write the division sentence that describes each model.



$$\underline{\quad} \div \underline{\quad} = \underline{\quad}$$



$$\underline{\quad} \div \underline{\quad} = \underline{\quad}$$



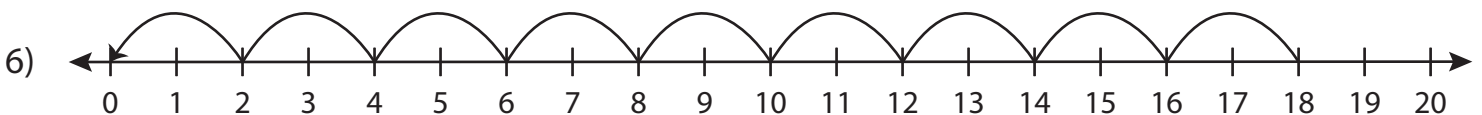
$$\underline{\quad} \div \underline{\quad} = \underline{\quad}$$



$$\underline{\quad} \div \underline{\quad} = \underline{\quad}$$



$$\underline{\quad} \div \underline{\quad} = \underline{\quad}$$



$$\underline{\quad} \div \underline{\quad} = \underline{\quad}$$

PREVIEW

Gain complete access to the largest collection of worksheets in all subjects!

Members, please log in to download this worksheet.

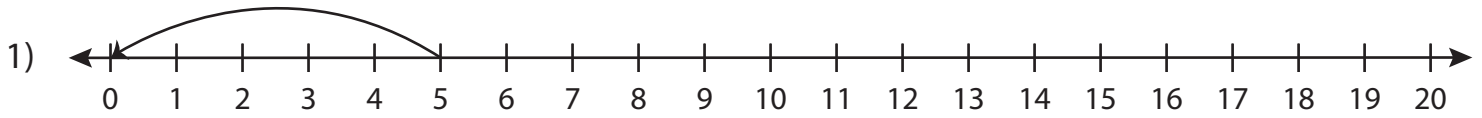
Not a member? Please sign up to gain complete access.

www.mathworksheets4kids.com

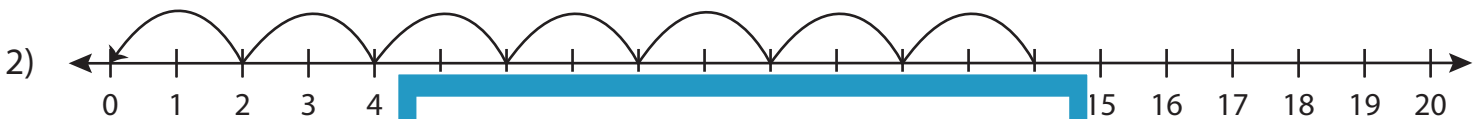
Division Sentence

T155

Write the division sentence that describes each model.



$$\underline{5} \div \underline{5} = \underline{1}$$



$$\underline{14} \div \underline{2} = \underline{7}$$



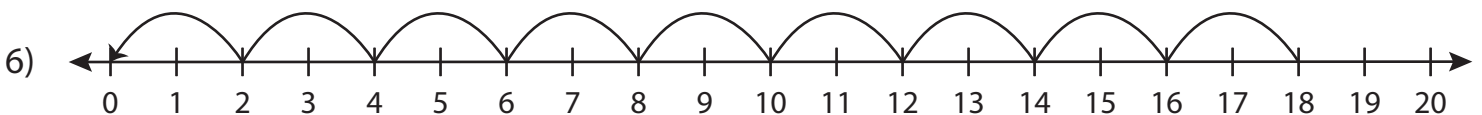
$$\underline{8} \div \underline{4} = \underline{2}$$



$$\underline{15} \div \underline{3} = \underline{5}$$



$$\underline{6} \div \underline{3} = \underline{2}$$



$$\underline{18} \div \underline{2} = \underline{9}$$

PREVIEW

Gain complete access to the largest collection of worksheets in all subjects!

Members, please log in to download this worksheet.

Not a member? Please sign up to gain complete access.

www.mathworksheets4kids.com