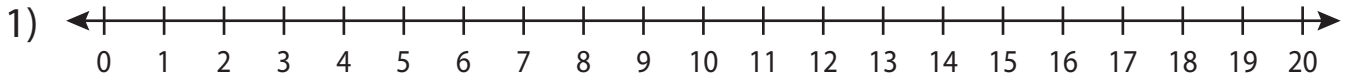


Name : _____

Number Line

L2S2

Read the number line and answer the following.



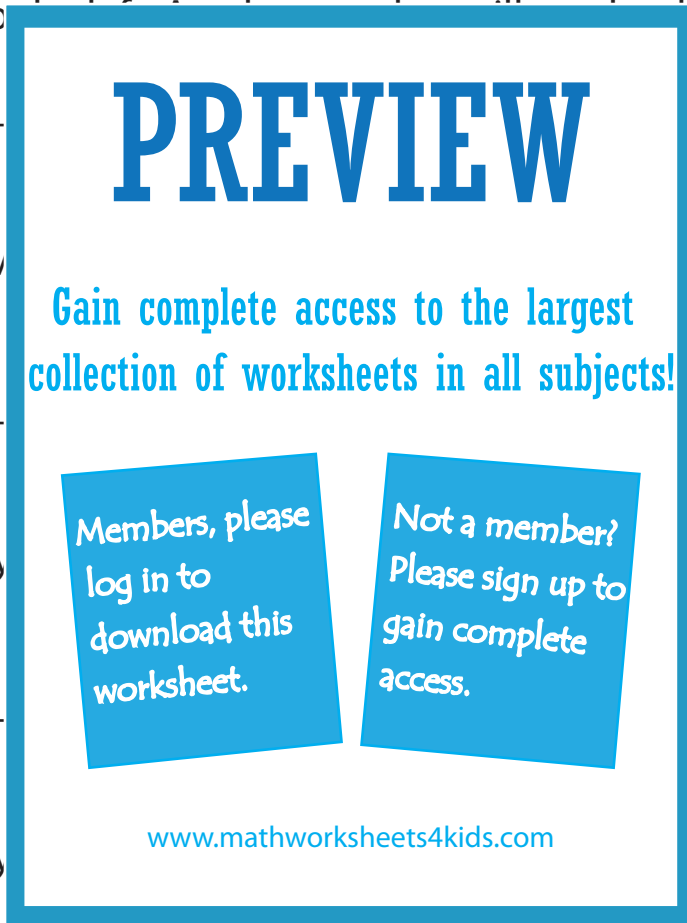
- a) Start at 13 on the number line. Move 5 units to the right and then 14 units to the left. At what number will you land?

- b) If you move 10 units to the right from 6 on the number line, at what number will you land?

- c) How many units to the right of 6 on the number line is 17?

- d) How many units to the left of 17 on the number line is 6?

- e) At what number will you land, if you move 6 units and then 8 units to the left consecutively from 17?



PREVIEW

Gain complete access to the largest collection of worksheets in all subjects!

Members, please log in to download this worksheet.

Not a member? Please sign up to gain complete access.

www.mathworksheets4kids.com

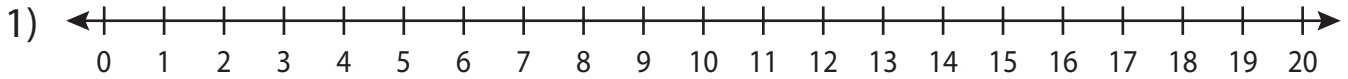
Name : _____

Answer key

Number Line

L2S2

Read the number line and answer the following.



- a) Start at 13 on the number line. Move 5 units to the right and then 14 units to the left. At what number will you land?

_____ **4**

- b) If you move 16 units to the right from 1 on the number line, at what number will you land?

_____ **16**

- c) How many units to the left of 10 are there on the number line?

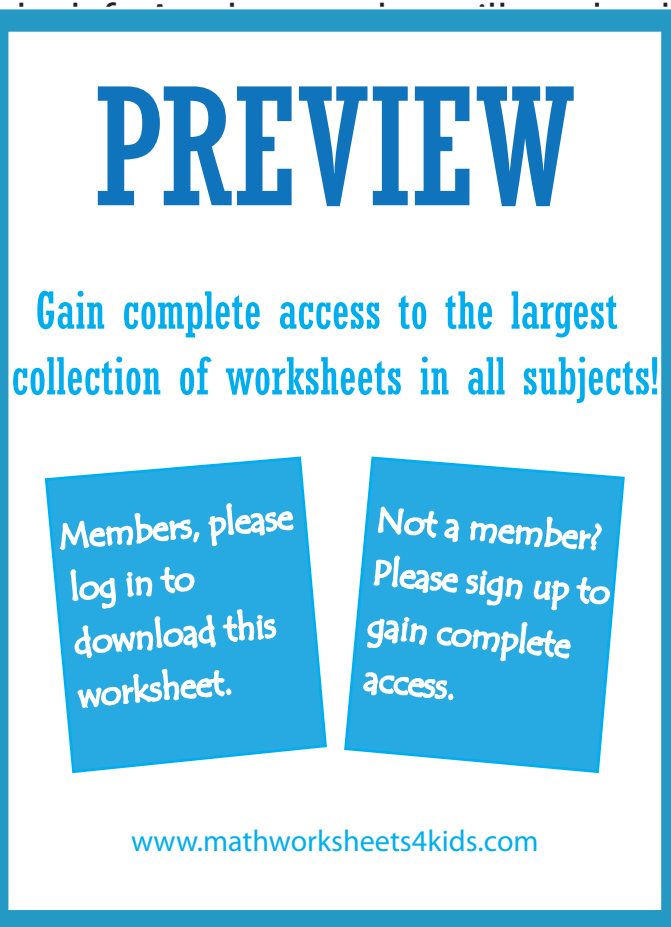
_____ **9**

- d) How many units to the right of 6 are there on the number line?

_____ **15**

- e) At what number will you land, if you move 6 units and then 8 units to the left consecutively from 17?

_____ **3**



PREVIEW

Gain complete access to the largest collection of worksheets in all subjects!

Members, please log in to download this worksheet.

Not a member? Please sign up to gain complete access.

www.mathworksheets4kids.com