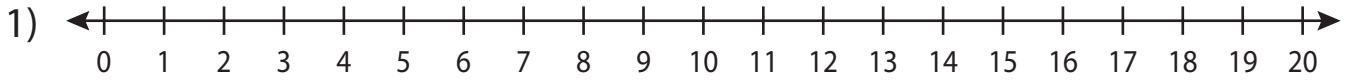


Name : \_\_\_\_\_

# Number Line

L2S5

Read the number line and answer the following.



- a) If you move 5 units to the right from 12, then at what number will you land?

\_\_\_\_\_

- b) How many \_\_\_\_\_  
line?

\_\_\_\_\_

- c) At what number \_\_\_\_\_  
to the left

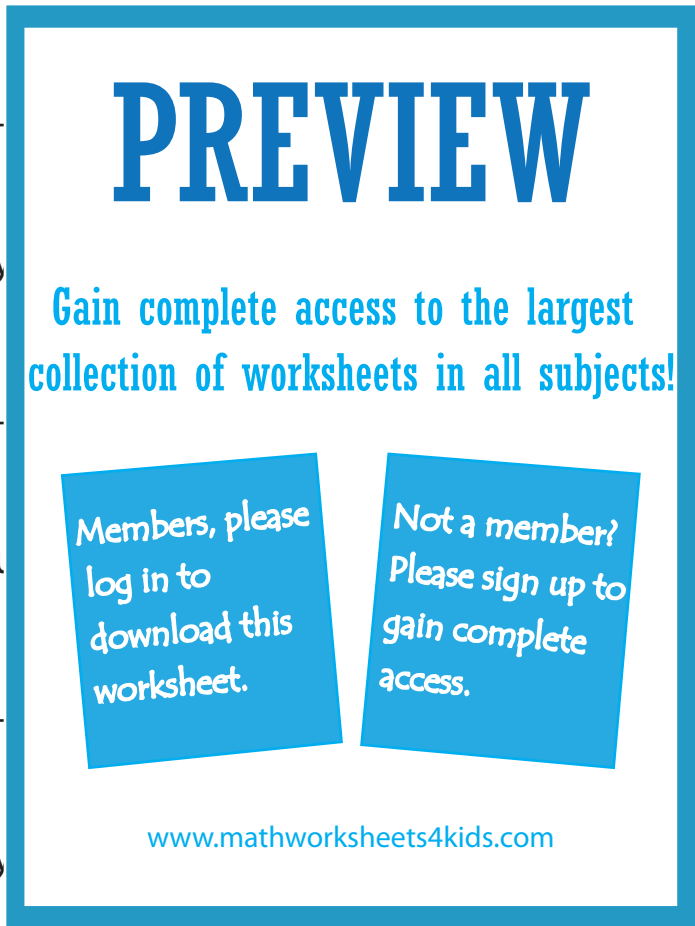
\_\_\_\_\_

- d) How many \_\_\_\_\_  
line?

\_\_\_\_\_

- e) Start at 8 on the number line. Move 5 units to the right and then 2 units to the left. At what number will you land?

\_\_\_\_\_



**PREVIEW**

Gain complete access to the largest collection of worksheets in all subjects!

Members, please log in to download this worksheet.

Not a member? Please sign up to gain complete access.

[www.mathworksheets4kids.com](http://www.mathworksheets4kids.com)

1 on the number

and then 6 units

20 on the number

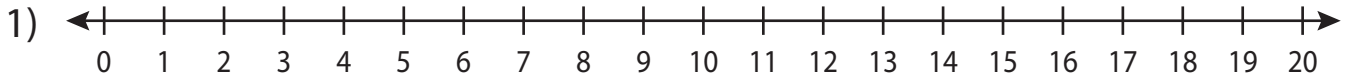
Name : \_\_\_\_\_

## Answer key

# Number Line

L2S5

Read the number line and answer the following.



- a) If you move 5 units to the right from 12, then at what number will you land?

\_\_\_\_\_ **17**

- b) How many units to the right of 12 are there on the number line?

\_\_\_\_\_ **12**

- c) At what number will you land if you move 6 units to the left from 12?

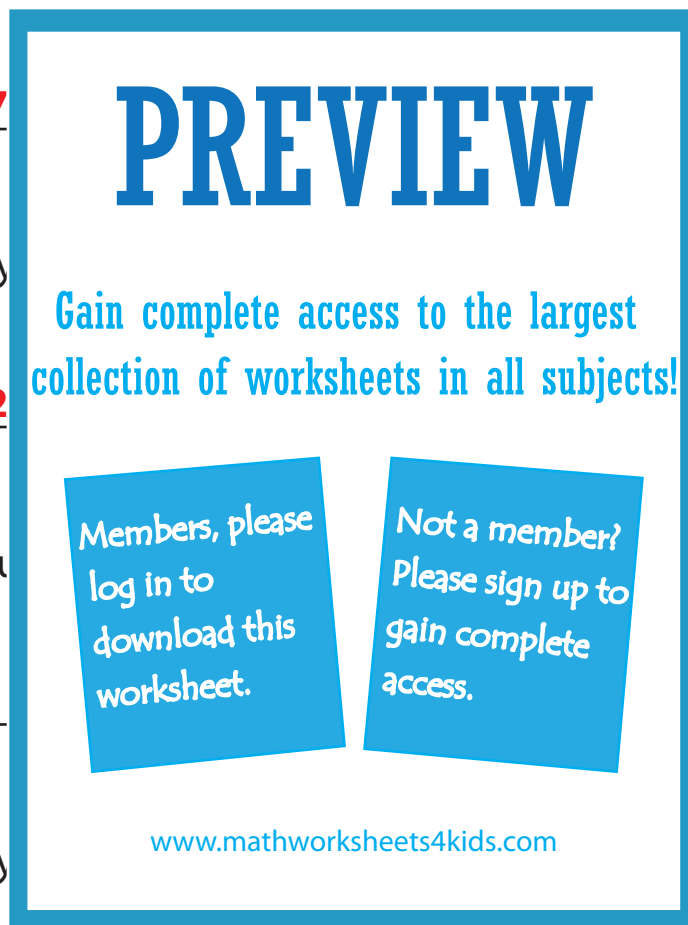
\_\_\_\_\_ **6**

- d) How many units to the right of 12 are there on the number line?

\_\_\_\_\_ **14**

- e) Start at 8 on the number line. Move 5 units to the right and then 2 units to the left. At what number will you land?

\_\_\_\_\_ **11**



**PREVIEW**

Gain complete access to the largest collection of worksheets in all subjects!

Members, please log in to download this worksheet.

Not a member? Please sign up to gain complete access.

[www.mathworksheets4kids.com](http://www.mathworksheets4kids.com)