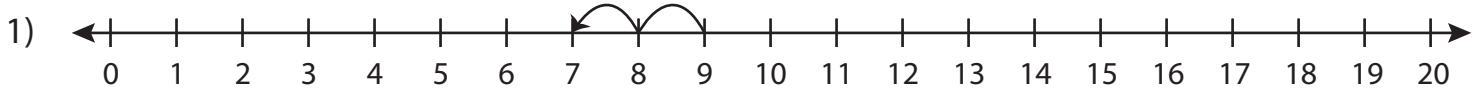


Subtraction Sentence

0-20: S3

Write the subtraction sentence that describes each model.



$$\underline{\quad} - \underline{\quad} = \underline{\quad}$$



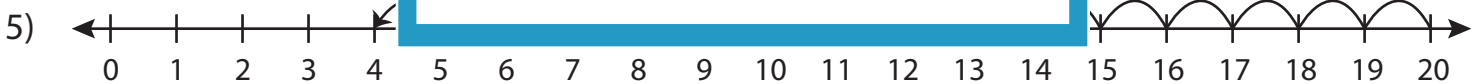
$$\underline{\quad} - \underline{\quad} = \underline{\quad}$$



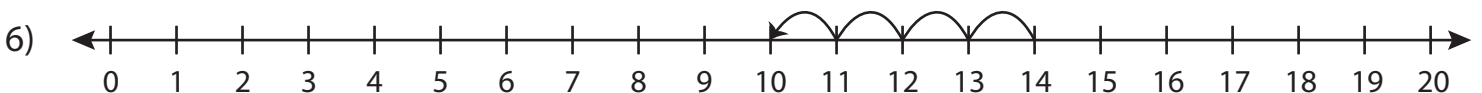
$$\underline{\quad} - \underline{\quad} = \underline{\quad}$$



$$\underline{\quad} - \underline{\quad} = \underline{\quad}$$



$$\underline{\quad} - \underline{\quad} = \underline{\quad}$$



$$\underline{\quad} - \underline{\quad} = \underline{\quad}$$

PREVIEW

Gain complete access to the largest
collection of worksheets in all subjects!

Members, please
log in to
download this
worksheet.

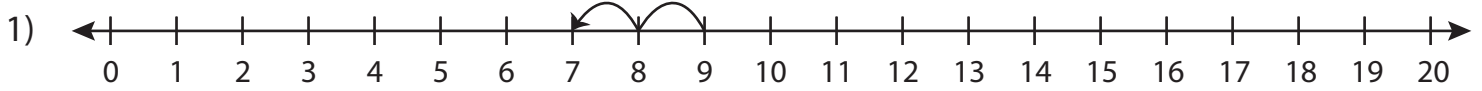
Not a member?
Please sign up to
gain complete
access.

www.mathworksheets4kids.com

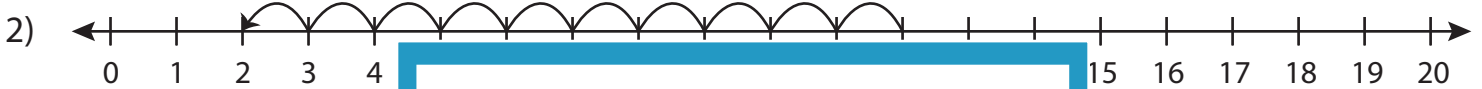
Subtraction Sentence

0-20: S3

Write the subtraction sentence that describes each model.



$$\underline{9} - \underline{2} = \underline{7}$$



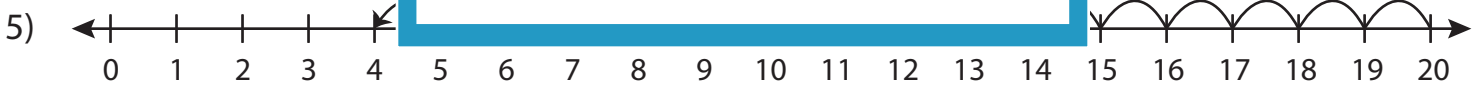
$$\underline{12} - \underline{12} = \underline{0}$$



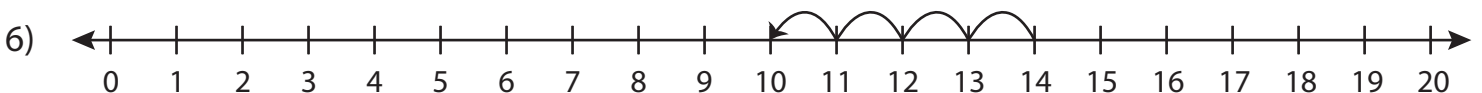
$$\underline{16} - \underline{4} = \underline{12}$$



$$\underline{7} - \underline{3} = \underline{4}$$



$$\underline{20} - \underline{16} = \underline{4}$$



$$\underline{14} - \underline{4} = \underline{10}$$

PREVIEW

Gain complete access to the largest collection of worksheets in all subjects!

Members, please log in to download this worksheet.

Not a member? Please sign up to gain complete access.

www.mathworksheets4kids.com