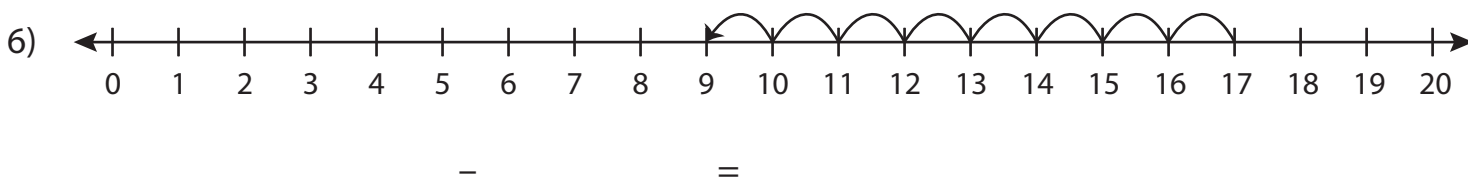
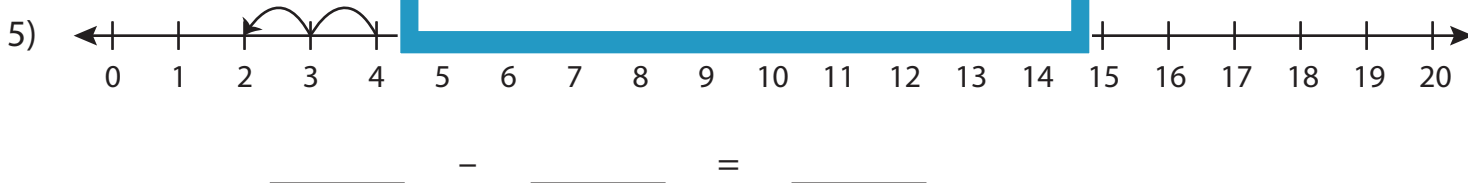
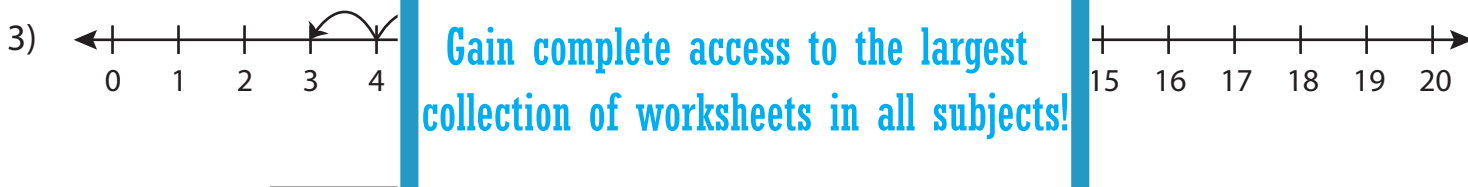
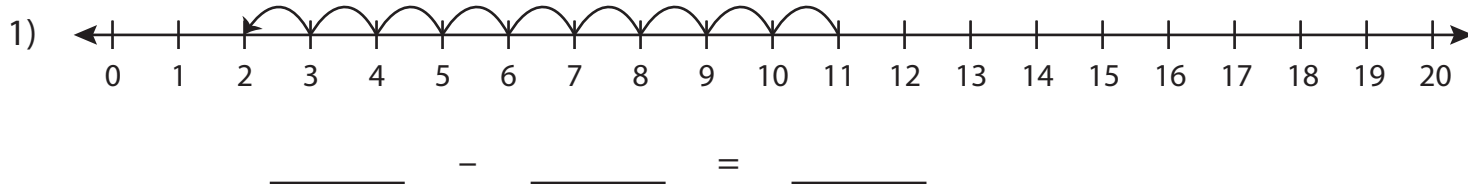


Subtraction Sentence

0-20: S5

Write the subtraction sentence that describes each model.



PREVIEW

Gain complete access to the largest
collection of worksheets in all subjects!

Members, please
log in to
download this
worksheet.

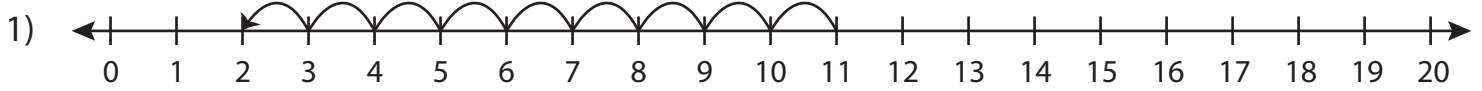
Not a member?
Please sign up to
gain complete
access.

www.mathworksheets4kids.com

Subtraction Sentence

0-20: S5

Write the subtraction sentence that describes each model.



$$\underline{11} - \underline{9} = \underline{2}$$



$$\underline{20}$$

PREVIEW

Gain complete access to the largest collection of worksheets in all subjects!

Members, please log in to download this worksheet.

Not a member? Please sign up to gain complete access.

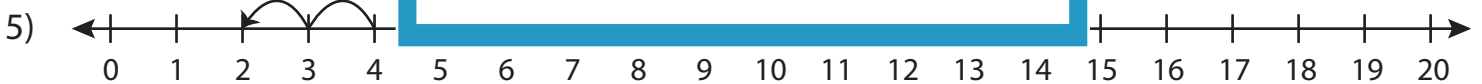
www.mathworksheets4kids.com



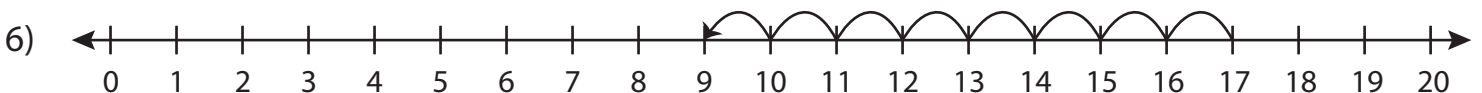
$$\underline{9}$$



$$\underline{19}$$



$$\underline{4} - \underline{2} = \underline{2}$$



$$\underline{17} - \underline{8} = \underline{9}$$