




Name : _____

Date : _____

Number Names Activity

Page 1

Read the numbers displayed on the flower pots. Cut out the flowers that bear the matching number names from page 3. Glue them onto the correct flower pots.



PREVIEW

Gain complete access to the largest collection of worksheets in all subjects!

Members, please log in to download this worksheet.

Not a member? Please sign up to gain complete access.

www.mathworksheets4kids.com

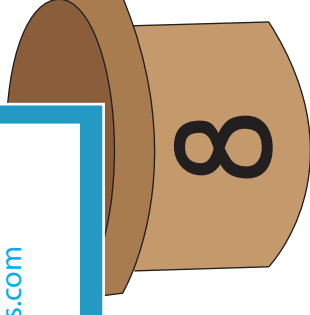






Name : _____

Date : _____

Number Names Activity

Page 2

Read the numbers displayed on the flower pots. Cut out the flowers that bear the matching number names from page 3. Glue them onto the correct flower pots.



PREVIEW

Gain complete access to the largest collection of worksheets in all subjects!



Members, please log in to download this worksheet.

Not a member? Please sign up to gain complete access.

www.mathworksheets4kids.com

Number Names Activity

Cut out the number names and glue them on pages 1 and 2.



PREVIEW

Gain complete access to the largest collection of worksheets in all subjects!

Members, please log in to download this worksheet.

Not a member? Please sign up to gain complete access.

www.mathworksheets4kids.com

