

Identifying Ordered Pairs

A) Write the point that is located at each ordered pair.


1) (0, 4) _____ 2) (-3, -4) _____

3) (3, -2) _____ 4) (-1, -1) _____

5) (-3, 5) _____

7) (-5, -1) _____

9) (-1, 3) _____



PREVIEW

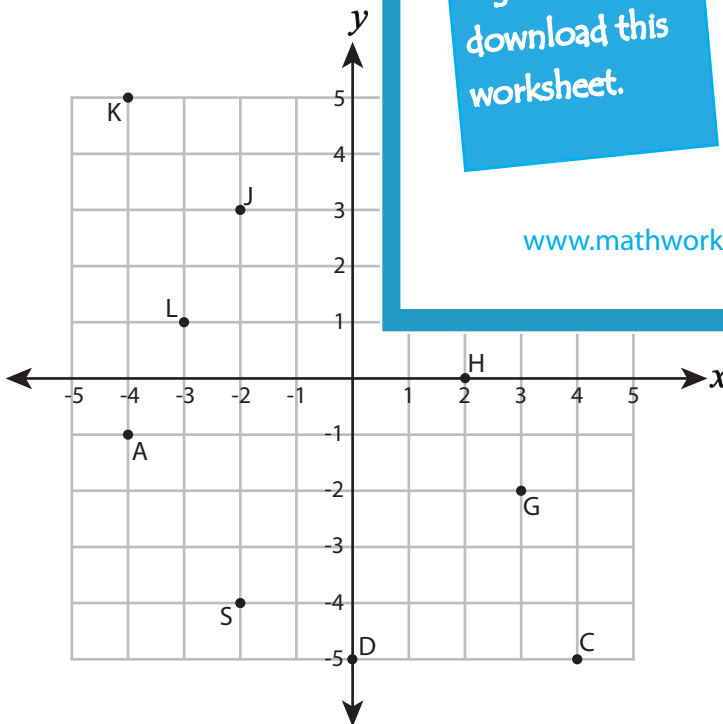
Gain complete access to the largest collection of worksheets in all subjects!

Members, please log in to download this worksheet.

Not a member? Please sign up to gain complete access.

www.mathworksheets4kids.com

B) Write the ordered pair for



- 12) S (_____ , _____)
- 14) X (_____ , _____)
- 15) L (_____ , _____)
- 16) K (_____ , _____)
- 17) H (_____ , _____)
- 18) Z (_____ , _____)
- 19) G (_____ , _____)
- 20) Q (_____ , _____)

Name : _____

Answer Key

Identifying Ordered Pairs

All quadrants: S5

A) Write the point that is located at each ordered pair.


1) $(0, 4)$ **X** 2) $(-3, -4)$ **N**

3) $(3, -2)$ **B** 4) $(-1, -1)$ **G**

5) $(-3, 5)$ **P**

7) $(-5, -1)$ **C**

9) $(-1, 3)$ **Z**



PREVIEW

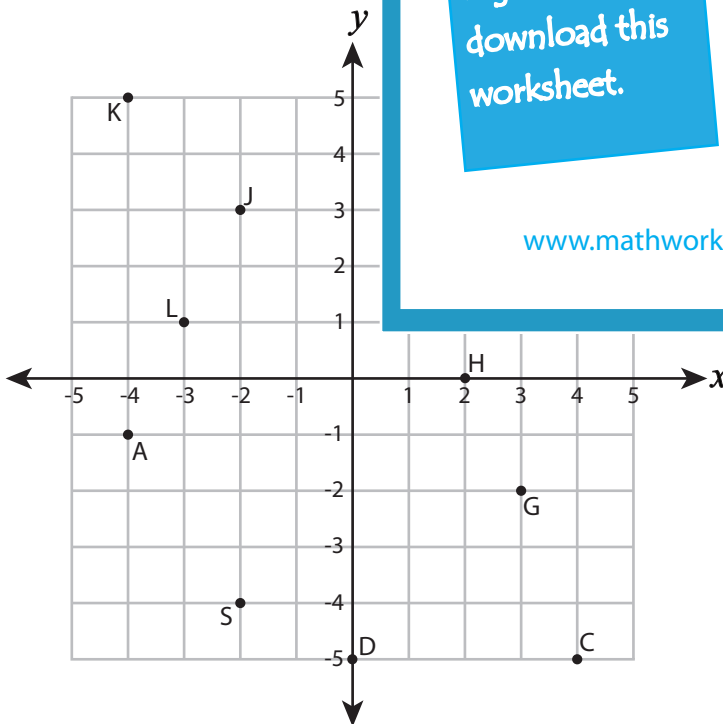
Gain complete access to the largest collection of worksheets in all subjects!

Members, please log in to download this worksheet.

Not a member? Please sign up to gain complete access.

www.mathworksheets4kids.com

B) Write the ordered pair for



- 12) S (**-2** , **-4**)
- 14) X (**5** , **1**)
- 15) L (**-3** , **1**)
- 16) K (**-4** , **5**)
- 17) H (**2** , **0**)
- 18) Z (**3** , **2**)
- 19) G (**3** , **-2**)
- 20) Q (**4** , **3**)