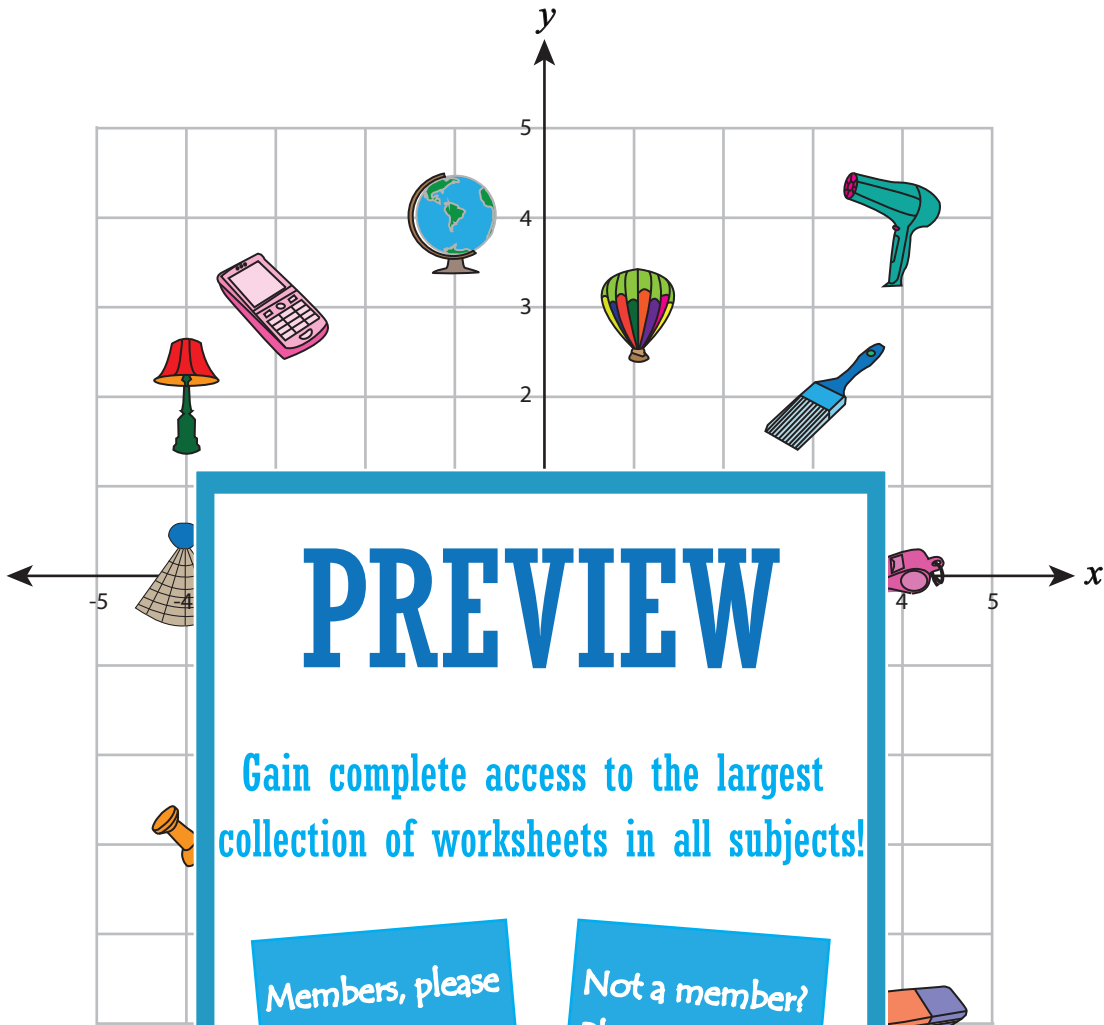


**Ordered Pairs**

All quadrants: S1



**PREVIEW**

Gain complete access to the largest collection of worksheets in all subjects!






Members, please log in to download this worksheet.

Not a member? Please sign up to gain complete access.

[www.mathworksheets4kids.com](http://www.mathworksheets4kids.com)

A) Write the ordered pair for

each object plotted at each ordered pair.

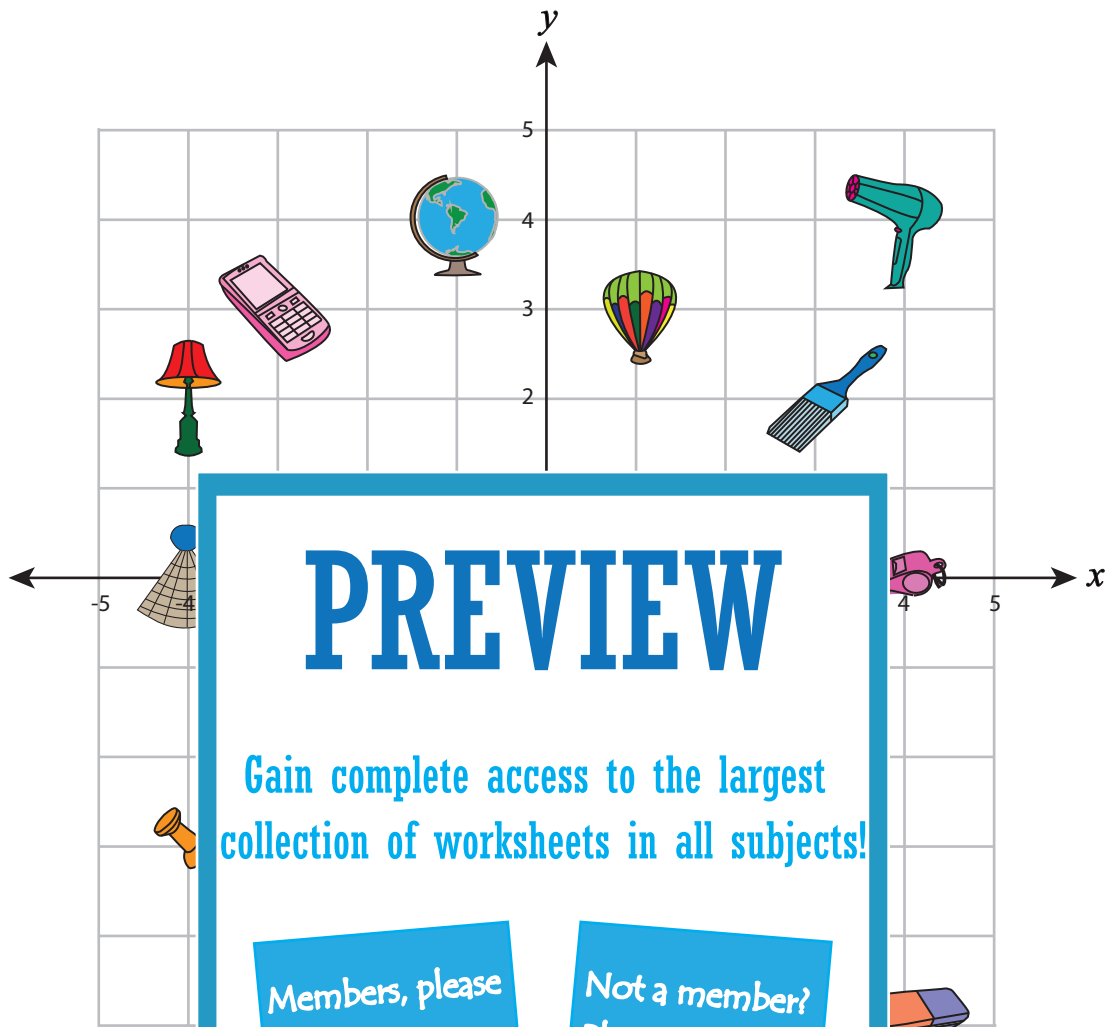
- |    |   |  |              |  |  |
|----|---|--|--------------|--|--|
| 1) |  |  |              |  |  |
| 2) |  |  | 1) (-3, -4)  |  |  |
| 3) |  |  | 8) (4, 0)    |  |  |
| 4) |  |  | 9) (3, -3)   |  |  |
| 5) |  |  | 10) (-2, -2) |  |  |

Name : \_\_\_\_\_






### Answer Key

All quadrants: S1

## Ordered Pairs



A) Write the ordered pair for each object plotted at each ordered pair.

- |    |   |                  |                |                   |
|----|---|------------------|----------------|-------------------|
| 1) |  | ( <u>3, 3</u> )  |                | <u>Ball</u>       |
| 2) |  | ( <u>-1, 4</u> ) | 7) ( -3, -4 )  | <u>Torch</u>      |
| 3) |  | ( <u>0, -3</u> ) | 8) ( 4, 0 )    | <u>Whistle</u>    |
| 4) |  | ( <u>4, 4</u> )  | 9) ( 3, -3 )   | <u>Basket</u>     |
| 5) |  | ( <u>-3, 3</u> ) | 10) ( -2, -2 ) | <u>Spectacles</u> |