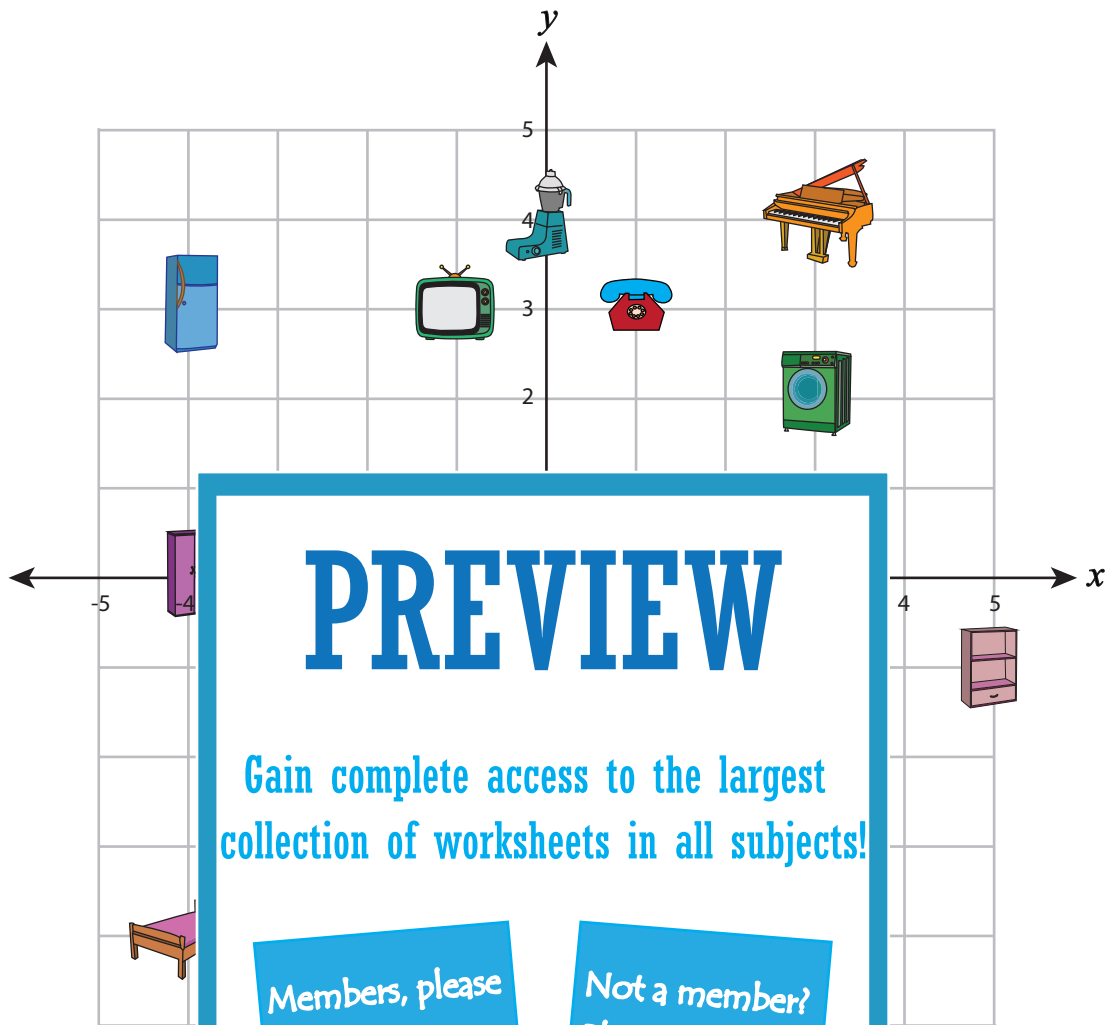


Name : \_\_\_\_\_






## Ordered Pairs

All quadrants: S2



A) Write the ordered pair for

each item plotted at each ordered pair.

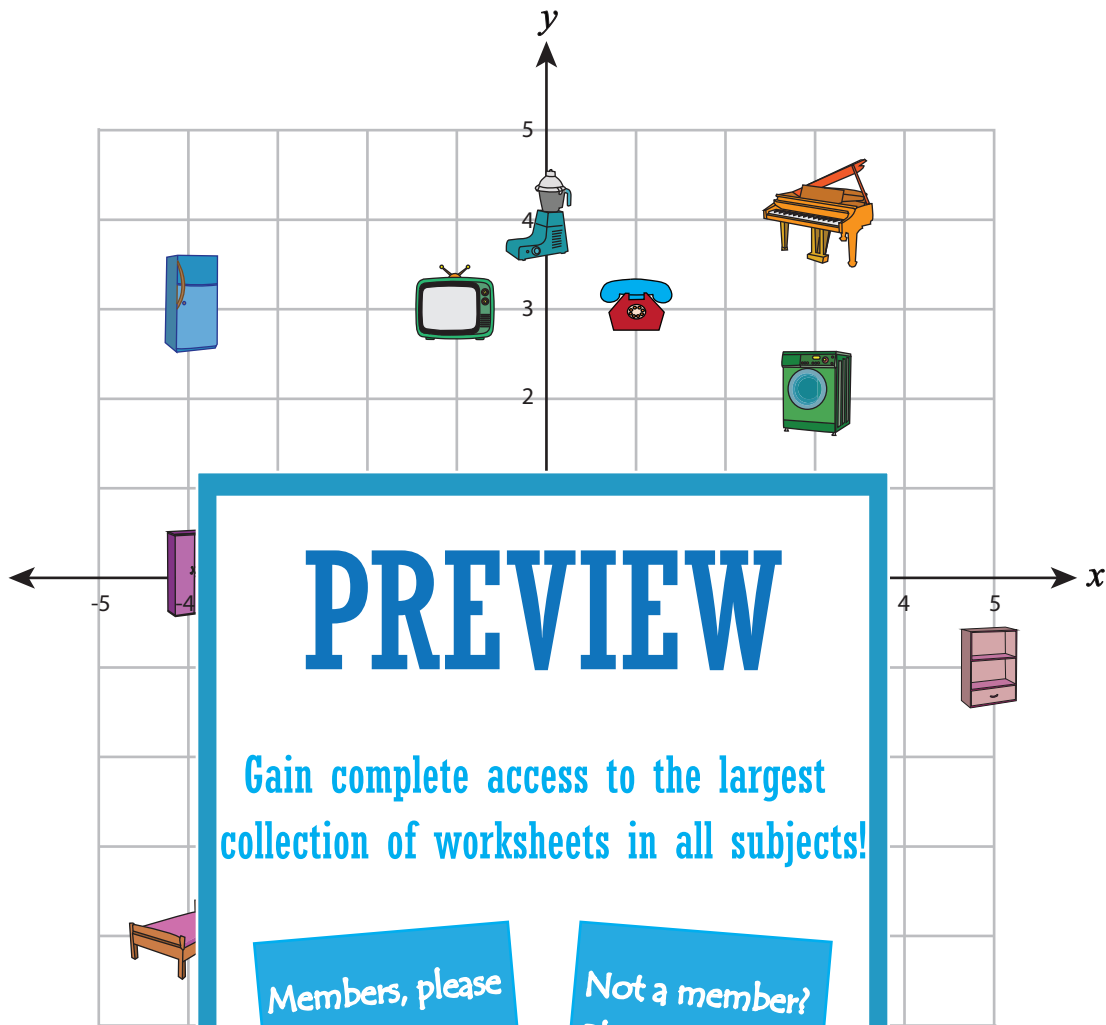
- 1)  \_\_\_\_\_
- 2)  \_\_\_\_\_ 7) (3, 2) \_\_\_\_\_
- 3)  \_\_\_\_\_ 8) (0, 4) \_\_\_\_\_
- 4)  \_\_\_\_\_ 9) (3, -4) \_\_\_\_\_
- 5)  \_\_\_\_\_ 10) (-4, 3) \_\_\_\_\_

Name : \_\_\_\_\_

**Answer Key**

All quadrants: S2

**Ordered Pairs**



**PREVIEW**






Gain complete access to the largest collection of worksheets in all subjects!

Members, please log in to download this worksheet.

Not a member? Please sign up to gain complete access.

[www.mathworksheets4kids.com](http://www.mathworksheets4kids.com)

A) Write the ordered pair for each item plotted at each ordered pair.

- |    |   |                 |     |                |                        |
|----|---|-----------------|-----|----------------|------------------------|
| 1) |  | <u>(-1, 3)</u>  | 7)  | <u>(3, 2)</u>  | <u>Washing Machine</u> |
| 2) |  | <u>(1, 3)</u>   | 8)  | <u>(0, 4)</u>  | <u>Blender</u>         |
| 3) |  | <u>(5, -1)</u>  | 9)  | <u>(3, -4)</u> | <u>Chair</u>           |
| 4) |  | <u>(1, -3)</u>  | 10) | <u>(-4, 3)</u> | <u>Refrigerator</u>    |
| 5) |  | <u>(-1, -1)</u> |     |                |                        |