

Name : _____

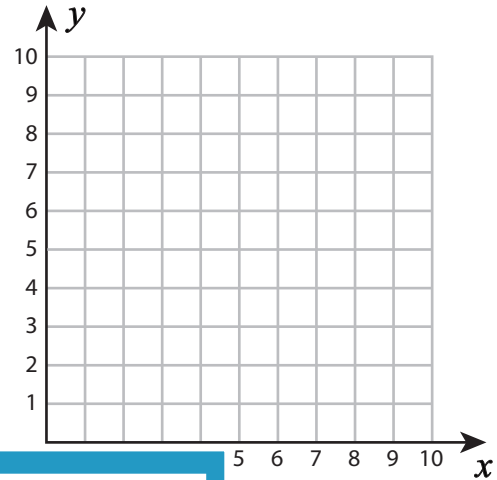
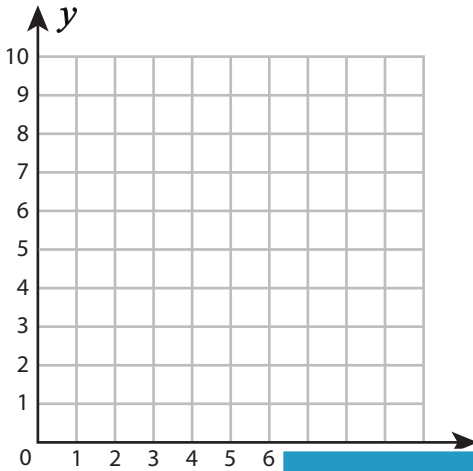
Positive: S1

Plotting Points - Shapes

Plot and join the points in the given order. Complete the figure by joining the end points. Identify the shape.


1) $(2, 8), (3, 9), (5, 9), (6, 8), (5, 7), (3, 7)$

2) $(5, 5), (9, 5), (9, 1), (5, 1)$



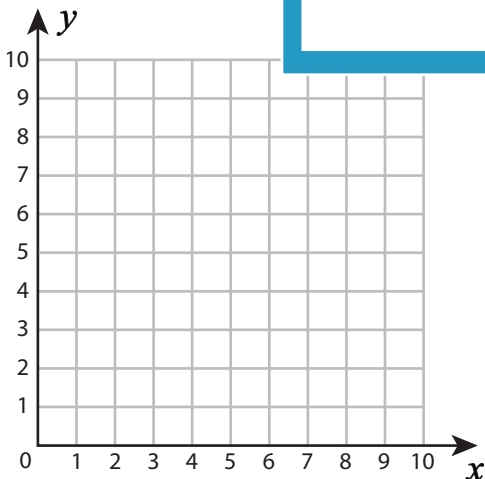
Shape: _____

3) $(2, 4), (3, 7), (7, 7), (6,$



Shape: _____

5) $(2, 7), (8, 7), (8, 3), (2,$



Shape: _____

)

, 4), (1, 4)

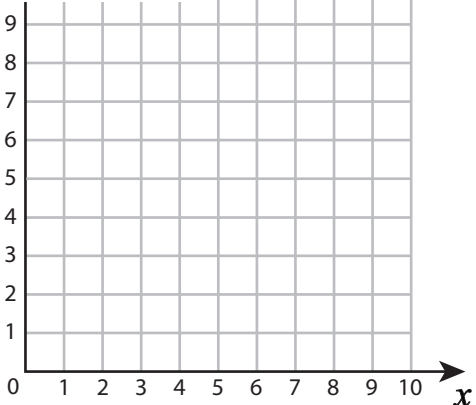
PREVIEW

Gain complete access to the largest collection of worksheets in all subjects!

Members, please log in to download this worksheet.

Not a member? Please sign up to gain complete access.

www.mathworksheets4kids.com



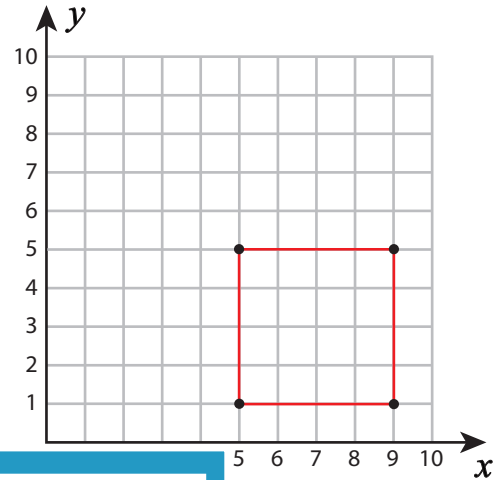
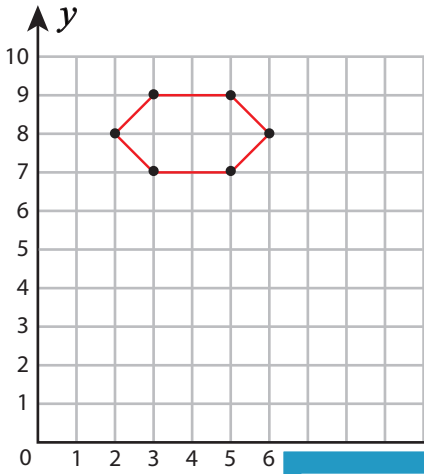
Shape: _____

Plotting Points - Shapes

Plot and join the points in the given order. Complete the figure by joining the end points. Identify the shape.

1) $(2, 8), (3, 9), (5, 9), (6, 8), (5, 7), (3, 7)$

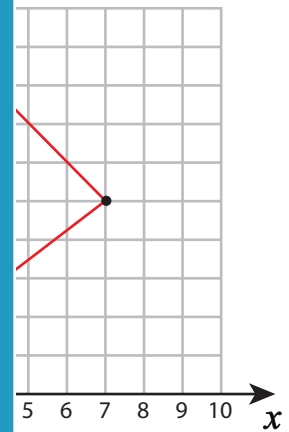
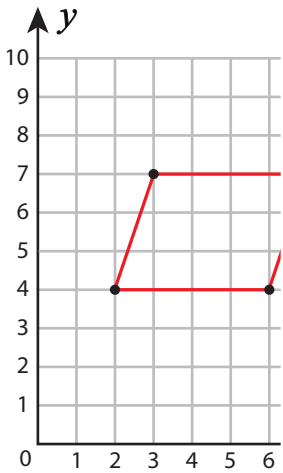
2) $(5, 5), (9, 5), (9, 1), (5, 1)$



Shape: Hexa

Shape: Square

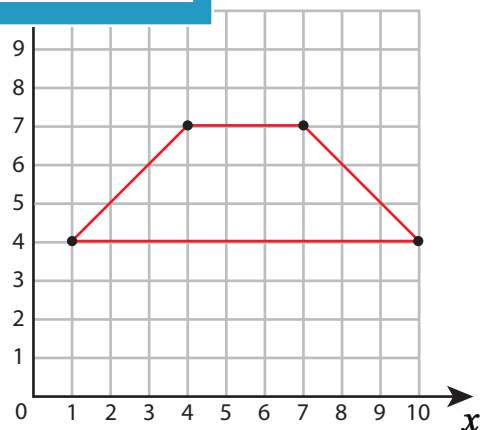
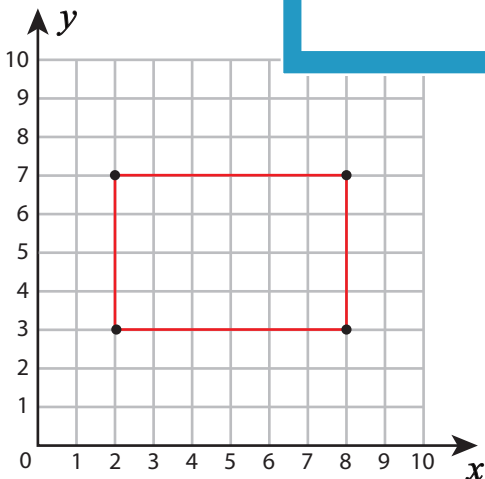
3) $(2, 4), (3, 7), (7, 7), (6, 4)$



Shape: Parallel

Shape: Triangle

5) $(2, 7), (8, 7), (8, 3), (2, 3)$



Shape: Rectangle

Shape: Trapezoid

PREVIEW

Gain complete access to the largest collection of worksheets in all subjects!

Members, please log in to download this worksheet.

Not a member? Please sign up to gain complete access.

www.mathworksheets4kids.com