

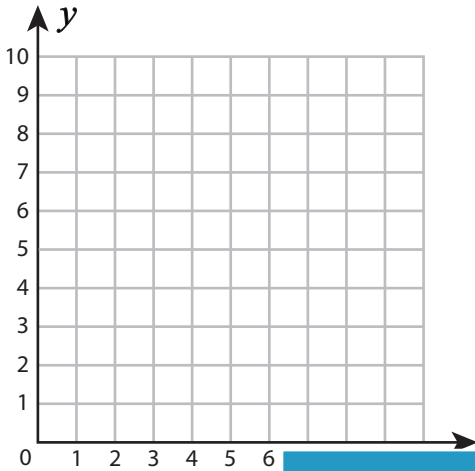
Name : _____

Plotting Points - Shapes

Positive: S2

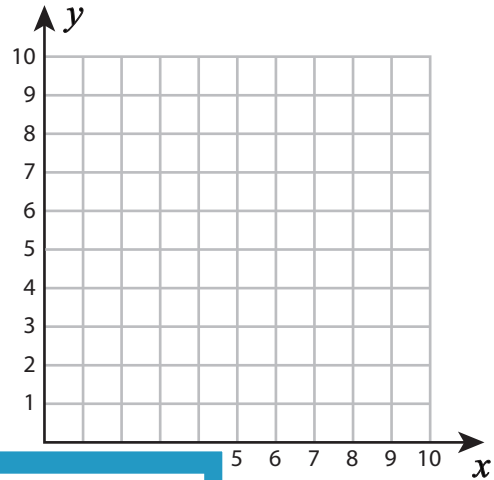
Plot and join the points in the given order. Complete the figure by joining the end points. Identify the shape.

1) $(3, 3), (3, 6), (8, 6), (8, 3)$




Shape: _____

2) $(2, 6), (6, 8), (10, 6), (8, 3), (4, 3)$




3) $(2, 4), (6, 8), (9, 3)$

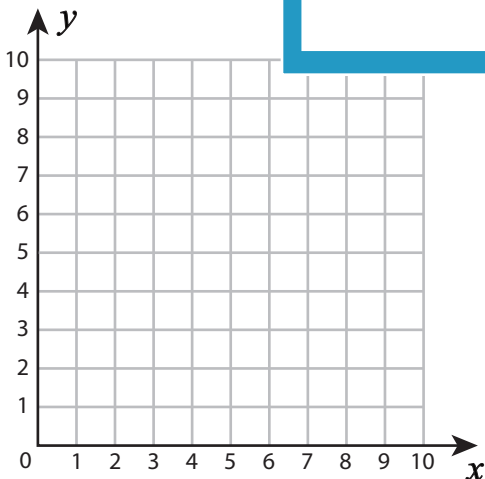


Shape: _____

$(9, 3), (10, 2)$

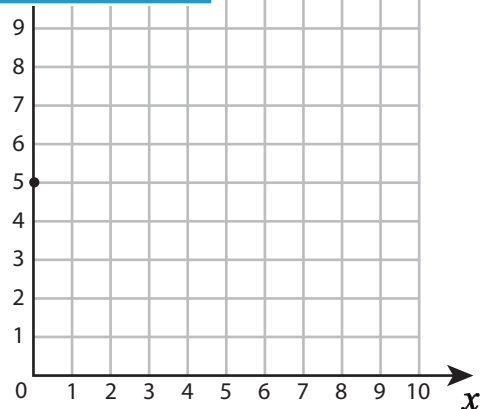


5) $(3, 7), (7, 5), (7, 3), (3, 3)$



Shape: _____

$(3, 3), (10, 5), (7, 2), (3, 2)$



Shape: _____

PREVIEW

Gain complete access to the largest collection of worksheets in all subjects!

Members, please log in to download this worksheet.

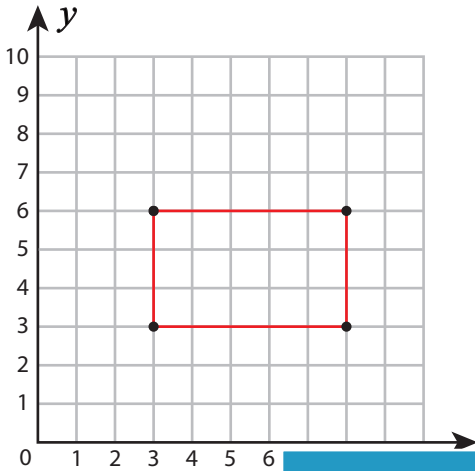
Not a member? Please sign up to gain complete access.

www.mathworksheets4kids.com

Plotting Points - Shapes

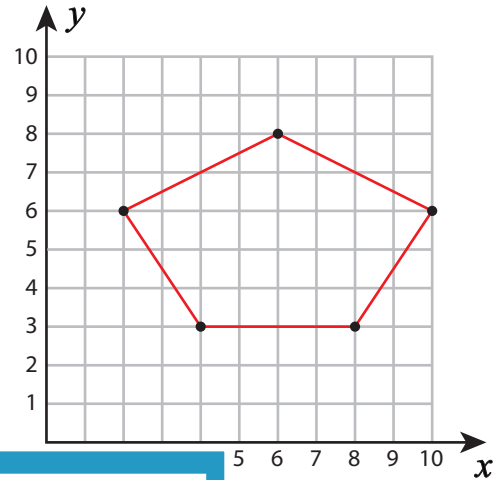
Plot and join the points in the given order. Complete the figure by joining the end points. Identify the shape.

1) $(3, 3), (3, 6), (8, 6), (8, 3)$



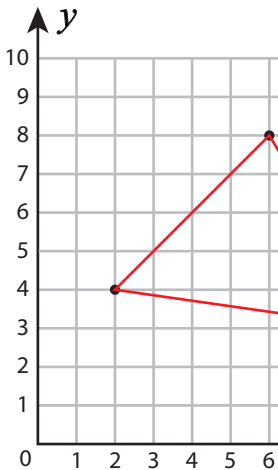
Shape: Rectangle

2) $(2, 6), (6, 8), (10, 6), (8, 3), (4, 3)$



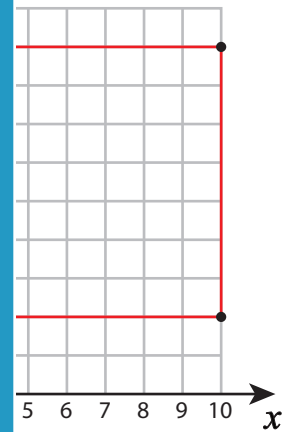
Shape: Pentagon

3) $(2, 4), (6, 8), (9, 3)$



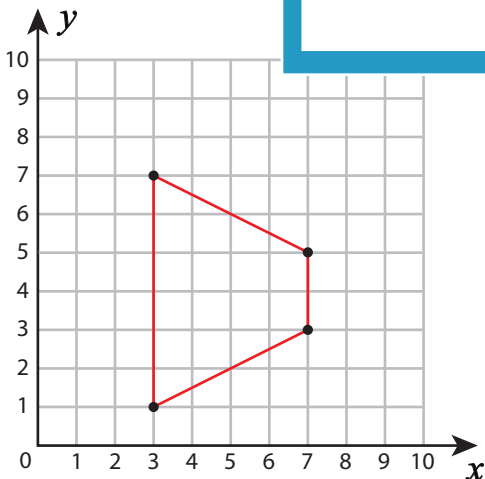
Shape: Triangle

4) $(5, 2), (10, 2), (10, 9), (5, 9)$



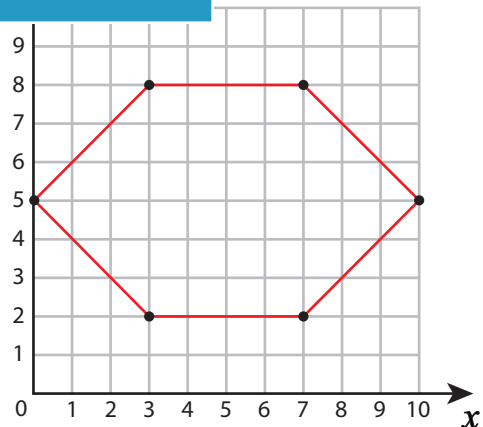
Shape: Square

5) $(3, 7), (7, 5), (7, 3), (3, 3)$



Shape: Trapezoid

6) $(3, 2), (10, 5), (7, 2), (3, 2)$



Shape: Hexagon

PREVIEW

Gain complete access to the largest collection of worksheets in all subjects!

Members, please log in to download this worksheet.

Not a member? Please sign up to gain complete access.

www.mathworksheets4kids.com