

Name : \_\_\_\_\_

## Ordered Pairs & Plotting Points

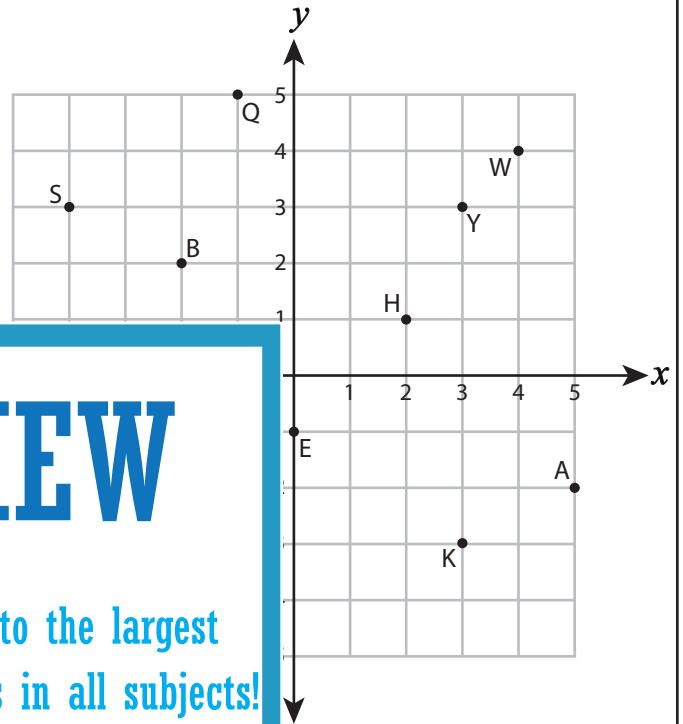
All quadrants: S5

A) Write the point that is located at each ordered pair.

1)  $(3, 3)$  \_\_\_\_\_      2)  $(-4, 3)$  \_\_\_\_\_

3)  $(5, -2)$  \_\_\_\_\_      4)  $(-1, -4)$  \_\_\_\_\_

5)  $(-1, 5)$  \_\_\_\_\_      6)  $(-2, -3)$  \_\_\_\_\_



B) Write the ordered pair for

7) B ( \_\_\_\_\_ , \_\_\_\_\_ )

9) E ( \_\_\_\_\_ , \_\_\_\_\_ )

11) W ( \_\_\_\_\_ , \_\_\_\_\_ )

# PREVIEW

Gain complete access to the largest collection of worksheets in all subjects!

Members, please log in to download this worksheet.

Not a member? Please sign up to gain complete access.

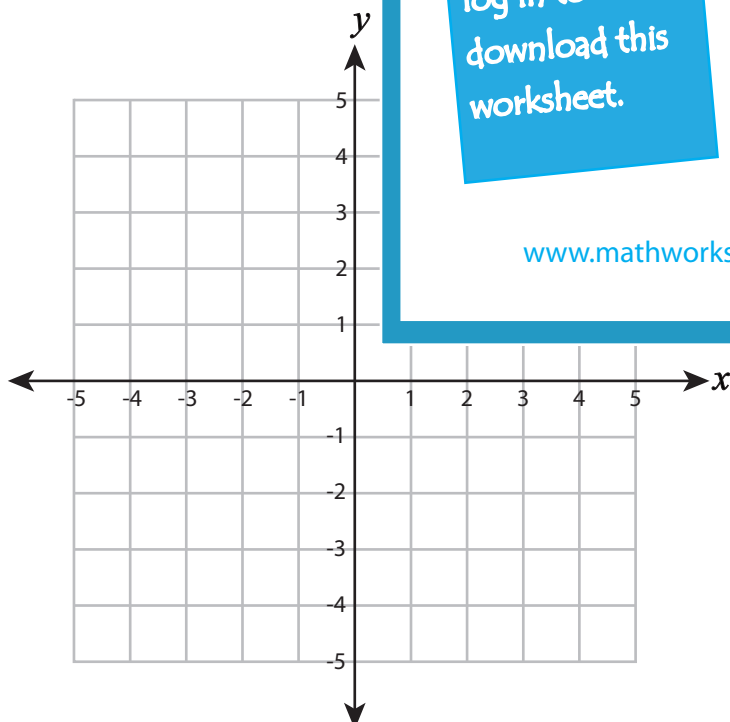
[www.mathworksheets4kids.com](http://www.mathworksheets4kids.com)

\_\_\_\_\_ on the coordinate grid.

14) F  $(-5, 0)$

16) T  $(1, 1)$

18) S  $(4, 3)$



D) Draw each shape on the coordinate grid.

19) Draw ☆ at  $(5, -2)$

20) Draw □ at  $(3, 3)$

21) Draw △ at  $(-2, 4)$

Name : \_\_\_\_\_

### Answer Key

## Ordered Pairs & Plotting Points

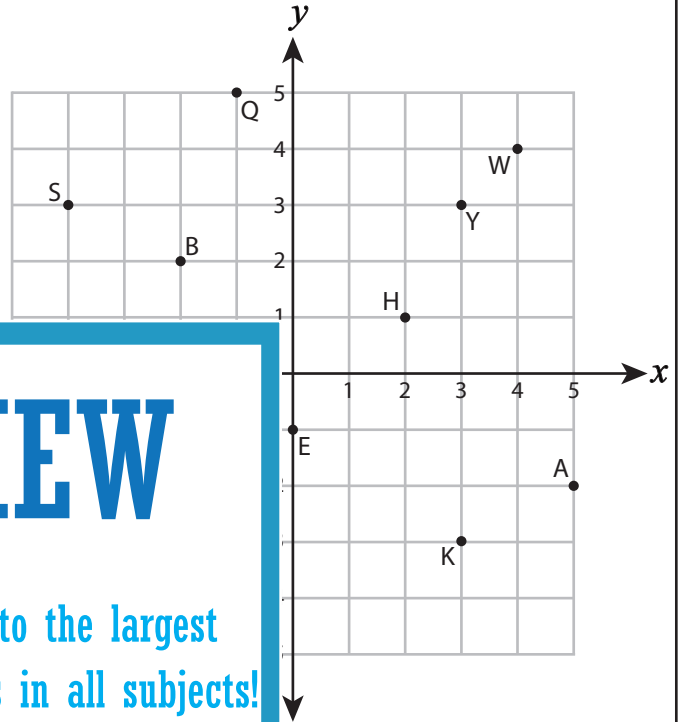
All quadrants: S5

A) Write the point that is located at each ordered pair.

1) (3, 3)    Y                      2) (-4, 3)    S

3) (5, -2)    A                                  4) (-1, -4)    N

5) (-1, 5)    Q                                  6) (-2, -3)    D



B) Write the ordered pair for

7) B ( -2 , 2 )

9) E ( 0 , -1 )

11) W ( 4 , 4 )

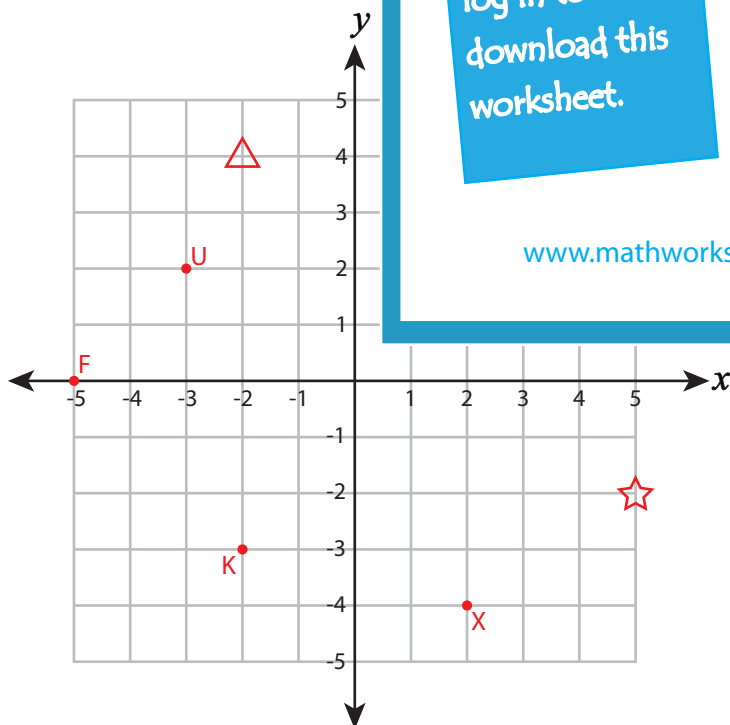
**PREVIEW**

Gain complete access to the largest collection of worksheets in all subjects!

Members, please log in to download this worksheet.

Not a member? Please sign up to gain complete access.

[www.mathworksheets4kids.com](http://www.mathworksheets4kids.com)



on the coordinate grid.

14) F(-5, 0)

16) T(1, 1)

18) S(4, 3)

D) Draw each shape on the coordinate grid.

19) Draw ☆ at (5, -2)

20) Draw □ at (3, 3)

21) Draw △ at (-2, 4)