

Name : _____

Ordered Pairs & Plotting Points

Positive: S5

A) Write the point that is located at each ordered pair.

1) (1, 4) _____

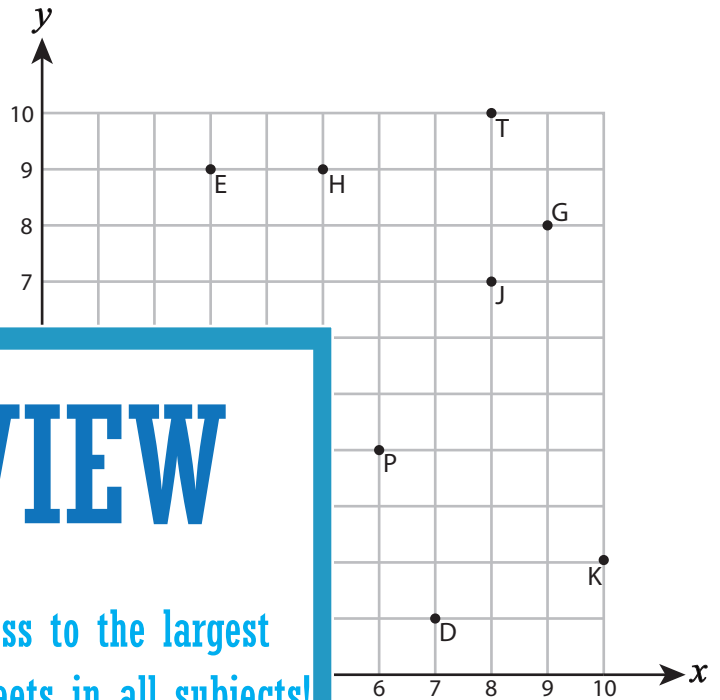
2) (2, 6) _____

3) (10, 2) _____

4) (3, 3) _____

5) (8, 7) _____

6) (3, 9) _____



B) Write the ordered pair for

7) Y(____, ____)

9) H(____, ____)

11) D(____, ____)

PREVIEW

Gain complete access to the largest collection of worksheets in all subjects!

Members, please log in to download this worksheet.

Not a member? Please sign up to gain complete access.

www.mathworksheets4kids.com

on the coordinate grid.

14) V(6, 4)

16) C(8, 8)

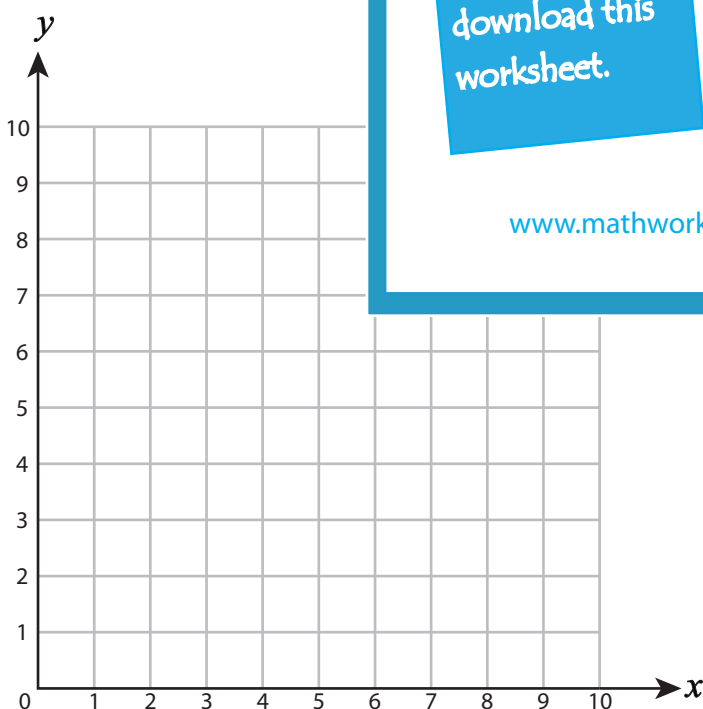
18) Z(4, 10)

D) Draw each shape on the coordinate grid.

19) Draw ☆ at (7, 9)

20) Draw □ at (5, 2)

21) Draw △ at (4, 6)



Name : _____

Answer Key

Ordered Pairs & Plotting Points

Positive: S5

A) Write the point that is located at each ordered pair.

1) (1, 4) W

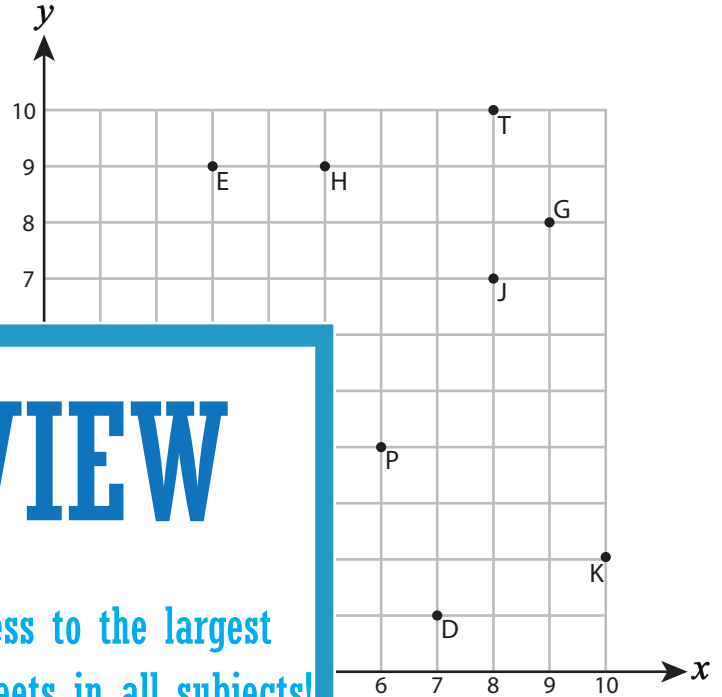
2) (2, 6) A

3) (10, 2) K

4) (3, 3) U

5) (8, 7) J

6) (3, 9) E



B) Write the ordered pair for

7) Y(4 , 0)

9) H(5 , 9)

11) D(7 , 1)

PREVIEW
Gain complete access to the largest collection of worksheets in all subjects!

Members, please log in to download this worksheet.

Not a member? Please sign up to gain complete access.

www.mathworksheets4kids.com

on the coordinate grid.

14) V(6, 4)

16) C(8, 8)

18) Z(4, 10)

D) Draw each shape on the coordinate grid.

19) Draw ☆ at (7, 9)

20) Draw □ at (5, 2)

21) Draw △ at (4, 6)

