

Name : _____

Plotting Points

All quadrants: S4

A) Plot each point on the coordinate grid.

1) G(4, -5)

2) L(0, -3)

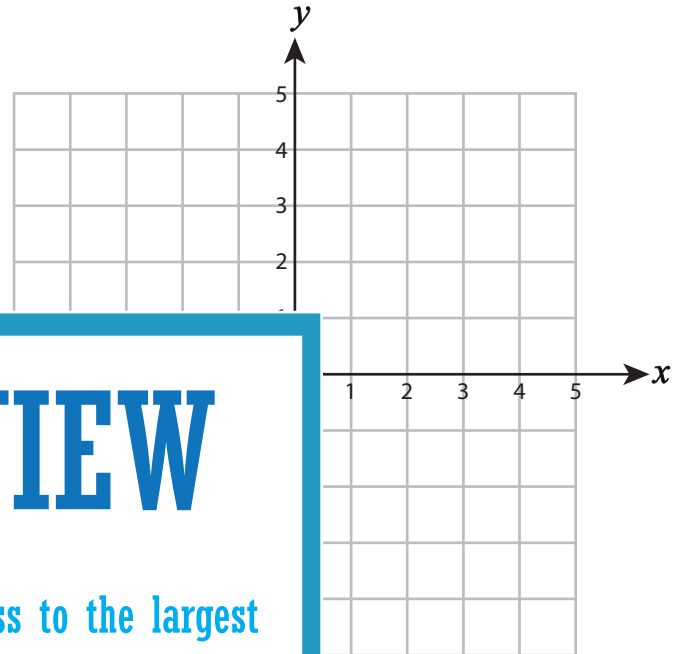
3) X(-2, 5)

4) R(3, -4)

5) P(1, 2)

7) E(-4, 3)

9) H(2, 4)



PREVIEW

Gain complete access to the largest collection of worksheets in all subjects!

Members, please log in to download this worksheet.

Not a member? Please sign up to gain complete access.

www.mathworksheets4kids.com

B) Draw each shape on the

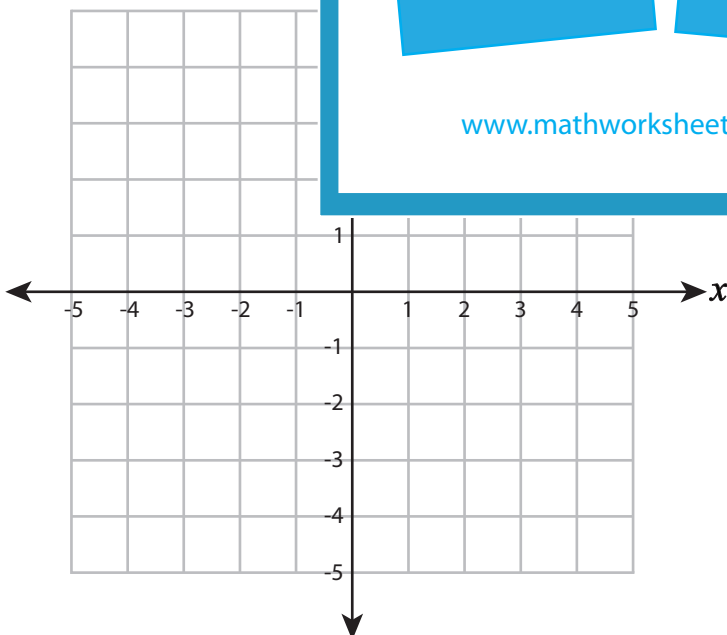
Draw ○ at (-1, 3)

Draw ☆ at (-3, -2)

13) Draw □ at (0, 1)

14) Draw △ at (3, 2)

15) Draw □ at (2, -2)



Name : _____

Answer Key

Plotting Points

All quadrants: S4

A) Plot each point on the coordinate grid.

1) G(4, -5)

2) L(0, -3)

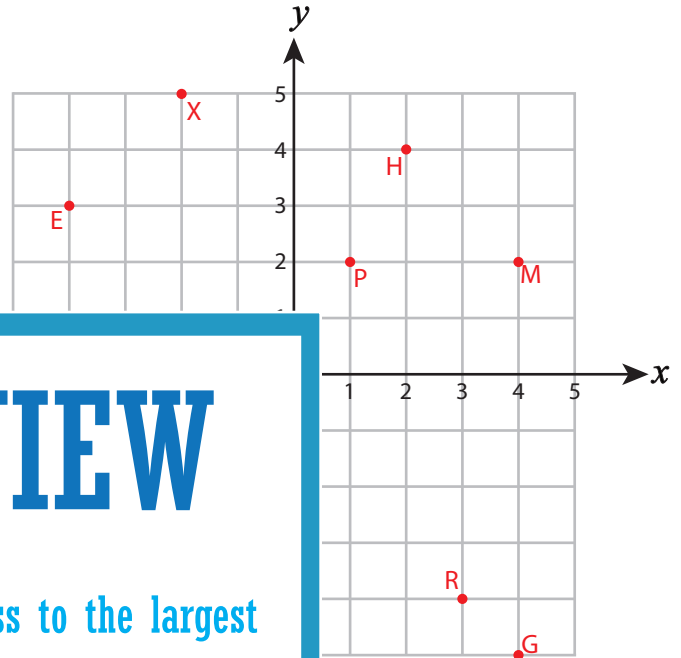
3) X(-2, 5)

4) R(3, -4)

5) P(1, 2)

7) E(-4, 3)

9) H(2, 4)



PREVIEW

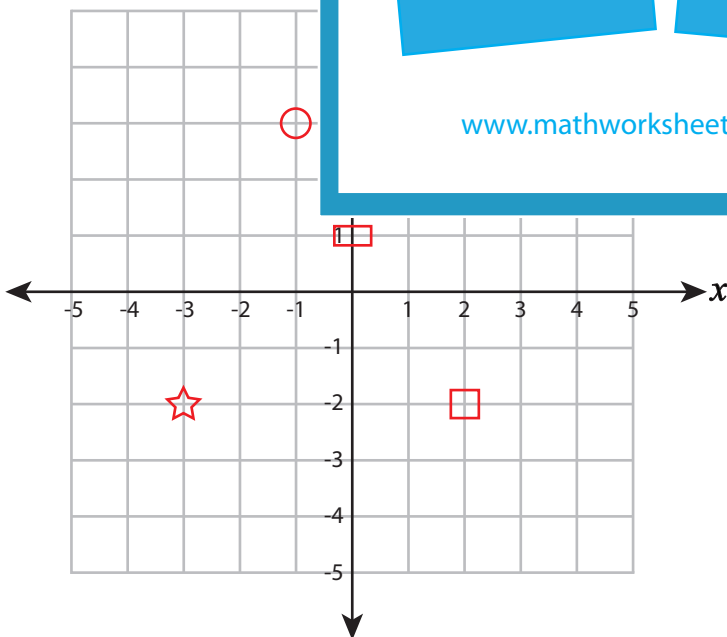
Gain complete access to the largest collection of worksheets in all subjects!

Members, please log in to download this worksheet.

Not a member? Please sign up to gain complete access.

www.mathworksheets4kids.com

B) Draw each shape on the



Draw ○ at (-1, 3)

Draw ☆ at (-3, -2)

13) Draw □ at (0, 1)

14) Draw △ at (3, 2)

15) Draw □ at (2, -2)