

Name : \_\_\_\_\_

## Plotting Points

All quadrants: S5

A) Plot each point on the coordinate grid.

1) A(-3, 2)

2) C(4, 5)

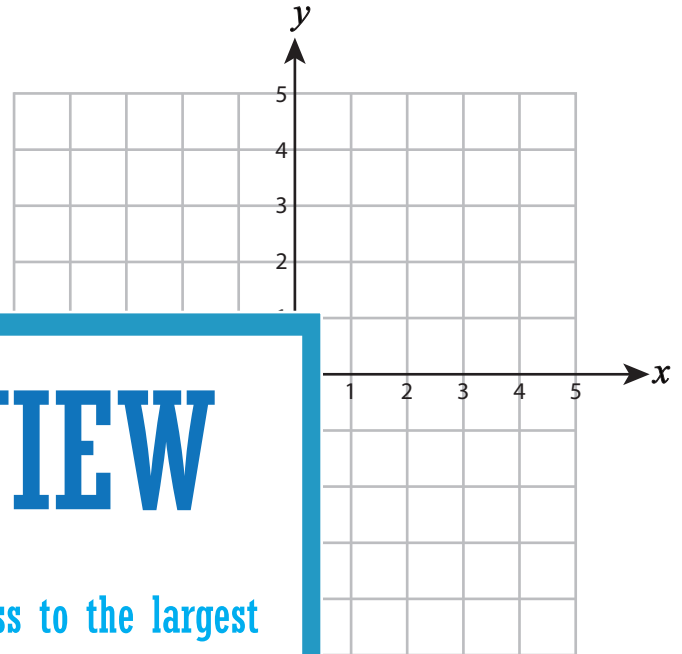
3) G(-2, 4)

4) K(3, 4)

5) D(-2, -3)

7) U(1, 3)

9) L(-4, -2)



# PREVIEW

Gain complete access to the largest collection of worksheets in all subjects!

Members, please log in to download this worksheet.

Not a member? Please sign up to gain complete access.

[www.mathworksheets4kids.com](http://www.mathworksheets4kids.com)

B) Draw each shape on the

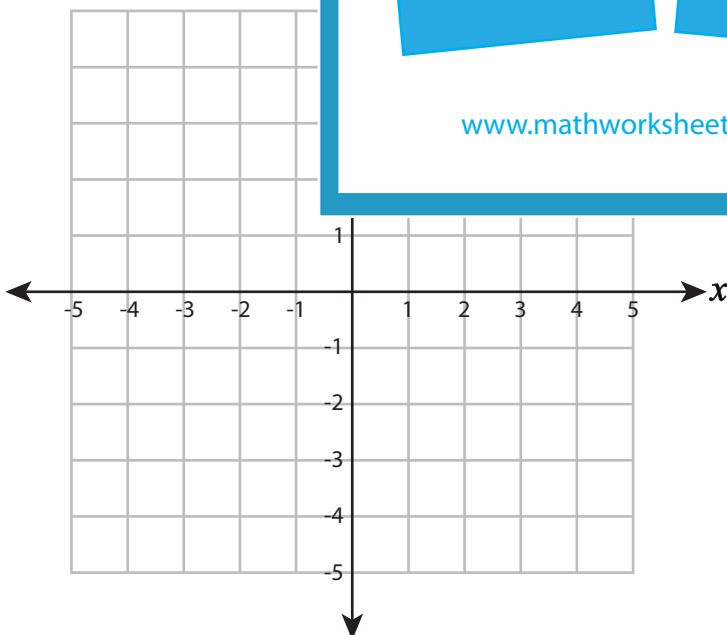
Draw ○ at (-3, -4)

Draw ☆ at (3, -2)

13) Draw □ at (4, 3)

14) Draw △ at (2, -5)

15) Draw □ at (-2, 2)



Name : \_\_\_\_\_

**Answer Key**

**Plotting Points**

All quadrants: S5

A) Plot each point on the coordinate grid.

1) A(-3, 2)

2) C(4, 5)

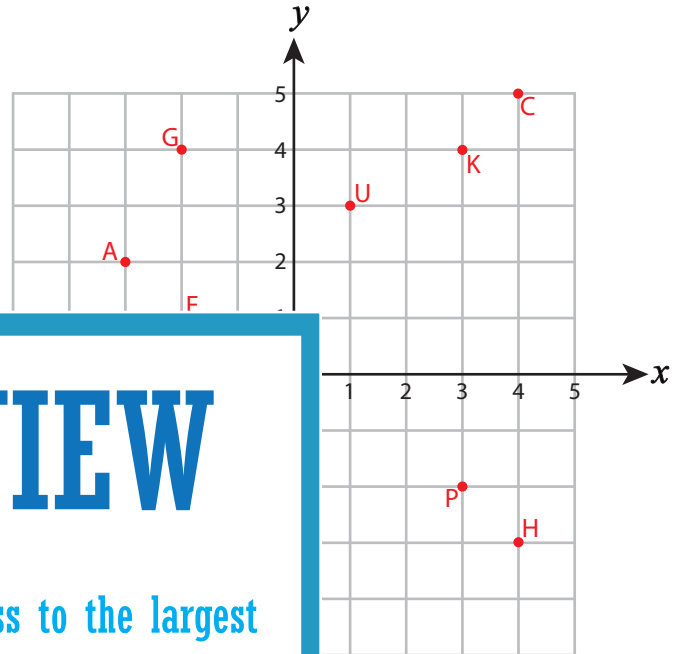
3) G(-2, 4)

4) K(3, 4)

5) D(-2, -3)

7) U(1, 3)

9) L(-4, -2)



**PREVIEW**

Gain complete access to the largest collection of worksheets in all subjects!

Members, please log in to download this worksheet.

Not a member? Please sign up to gain complete access.

[www.mathworksheets4kids.com](http://www.mathworksheets4kids.com)

B) Draw each shape on the

Draw ○ at (-3, -4)

Draw ☆ at (3, -2)

13) Draw □ at (4, 3)

14) Draw △ at (2, -5)

15) Draw □ at (-2, 2)

