

Plotting Points

Positive: S1

A) Plot each point on the coordinate grid.

1) T(3, 3)

2) S(1, 8)

3) H(2, 8)

4) E(6, 2)

5) R(5, 4)

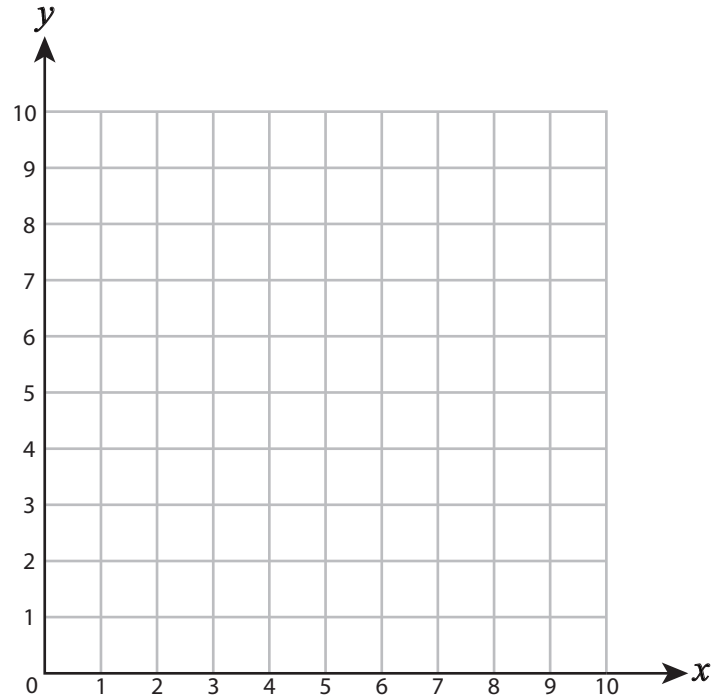
6) L(7, 6)

7) M(3, 1)

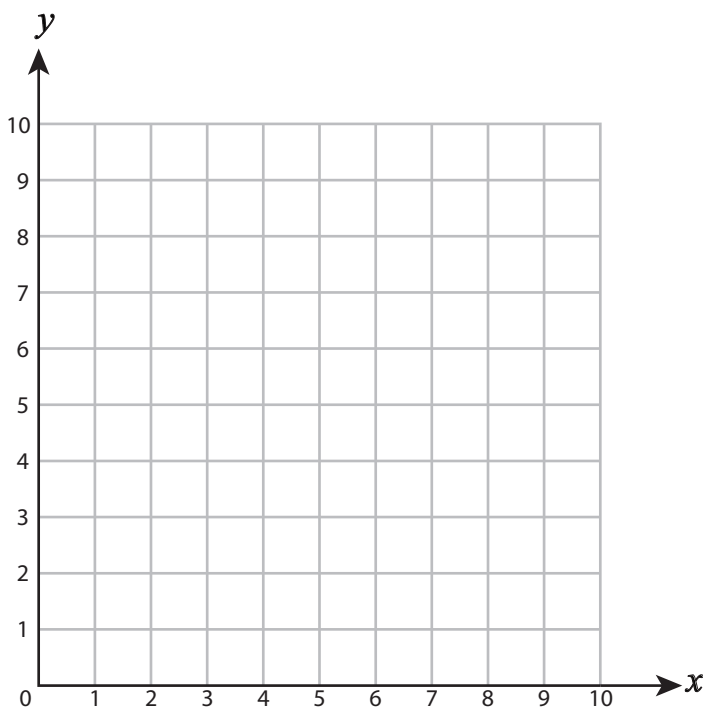
8) V(9, 5)

9) P(7, 1)

10) A(4, 7)



B) Draw each shape on the coordinate grid.



11) Draw ○ at (3, 1)

12) Draw ☆ at (4, 5)

13) Draw □ at (1, 7)

14) Draw △ at (3, 5)

15) Draw □ at (8, 2)

Answer key**Plotting Points**

Positive: S1

A) Plot each point on the coordinate grid.

1) T(3, 3)

2) S(1, 8)

3) H(2, 8)

4) E(6, 2)

5) R(5, 4)

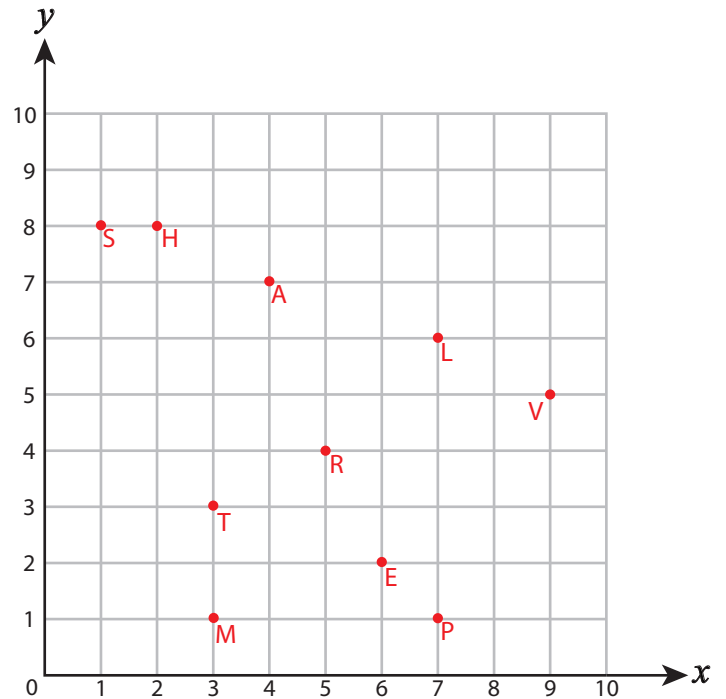
6) L(7, 6)

7) M(3, 1)

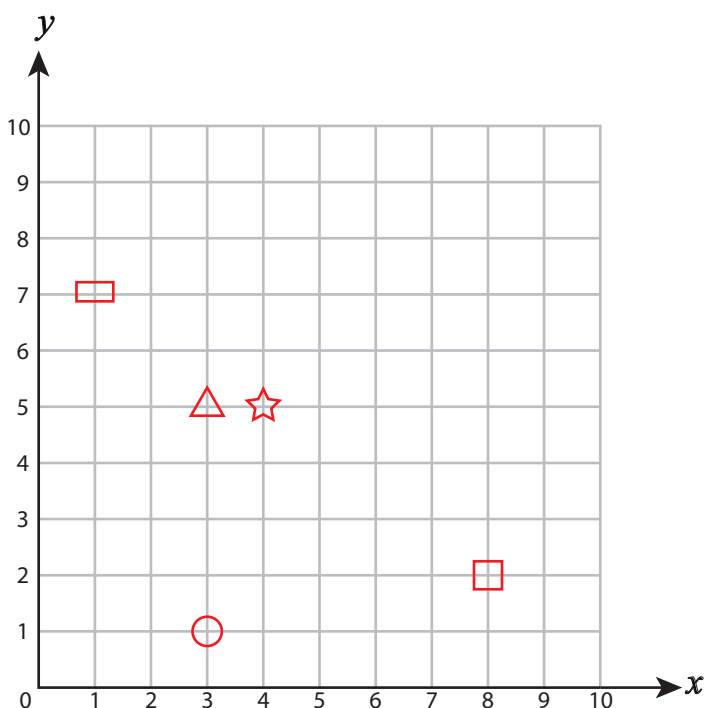
8) V(9, 5)

9) P(7, 1)

10) A(4, 7)



B) Draw each shape on the coordinate grid.



11) Draw ○ at (3, 1)

12) Draw ☆ at (4, 5)

13) Draw □ at (1, 7)

14) Draw △ at (3, 5)

15) Draw □ at (8, 2)