

Name : \_\_\_\_\_

## Plotting Points

Positive: S2

A) Plot each point on the coordinate grid.

1) V(5, 5)

2) H(2, 9)

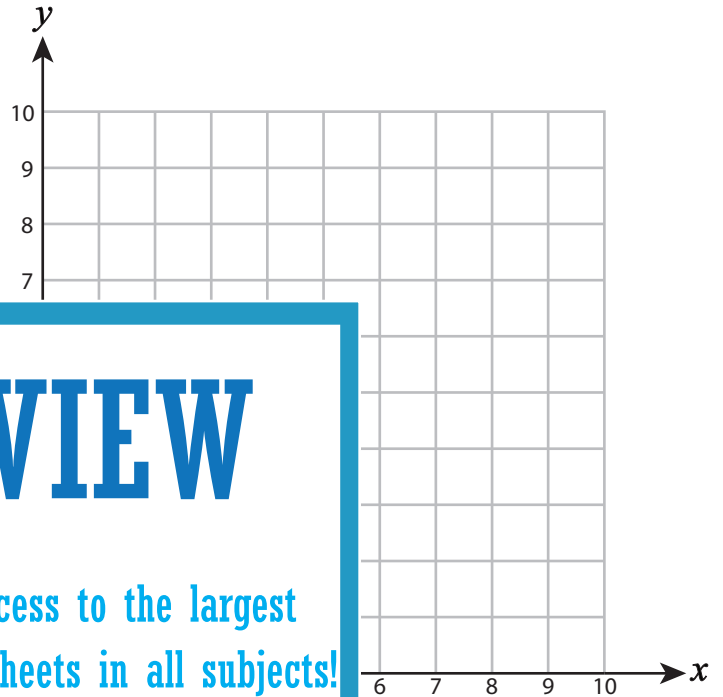
3) I(9, 3)

4) K(1, 6)

5) N(10, 4)

7) O(0, 8)

9) T(6, 4)



# PREVIEW

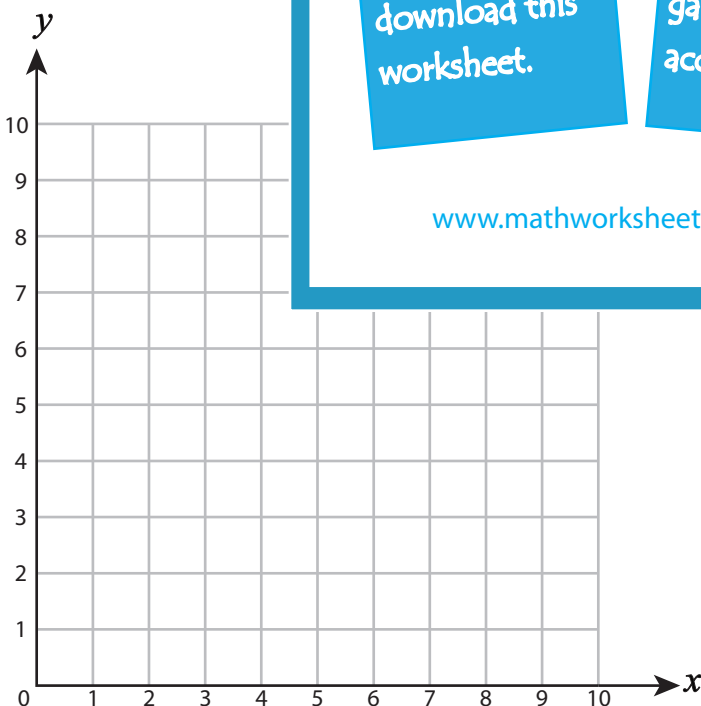
Gain complete access to the largest collection of worksheets in all subjects!

Members, please log in to download this worksheet.

Not a member? Please sign up to gain complete access.

[www.mathworksheets4kids.com](http://www.mathworksheets4kids.com)

B) Draw each shape on the



Draw ○ at (10, 3)

Draw ☆ at (0, 7)

13) Draw □ at (5, 2)

14) Draw △ at (1, 6)

15) Draw □ at (9, 9)

Name : \_\_\_\_\_

Answer Key

Plotting Points

Positive: S2

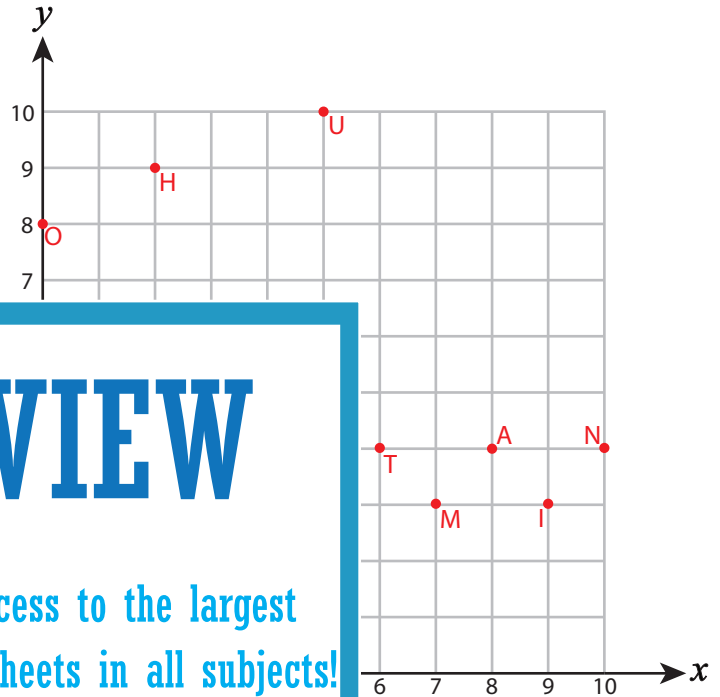
A) Plot each point on the coordinate grid.

1) V(5, 5)

2) H(2, 9)

3) I(9, 3)

4) K(1, 6)



5) N(10, 4)

7) O(0, 8)

9) T(6, 4)

**PREVIEW**

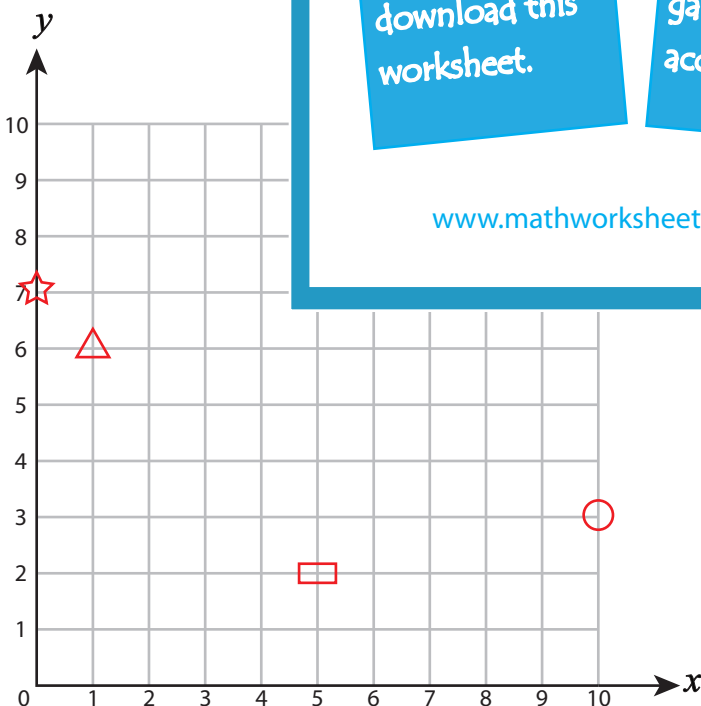
Gain complete access to the largest collection of worksheets in all subjects!

Members, please log in to download this worksheet.

Not a member? Please sign up to gain complete access.

[www.mathworksheets4kids.com](http://www.mathworksheets4kids.com)

B) Draw each shape on the



Draw ○ at (10, 3)

Draw ☆ at (0, 7)

13) Draw □ at (5, 2)

14) Draw △ at (1, 6)

15) Draw □ at (9, 9)