

Name : \_\_\_\_\_

## Plotting Points

Positive: S3

A) Plot each point on the coordinate grid.

1) F(8, 9)

2) Q(5, 7)

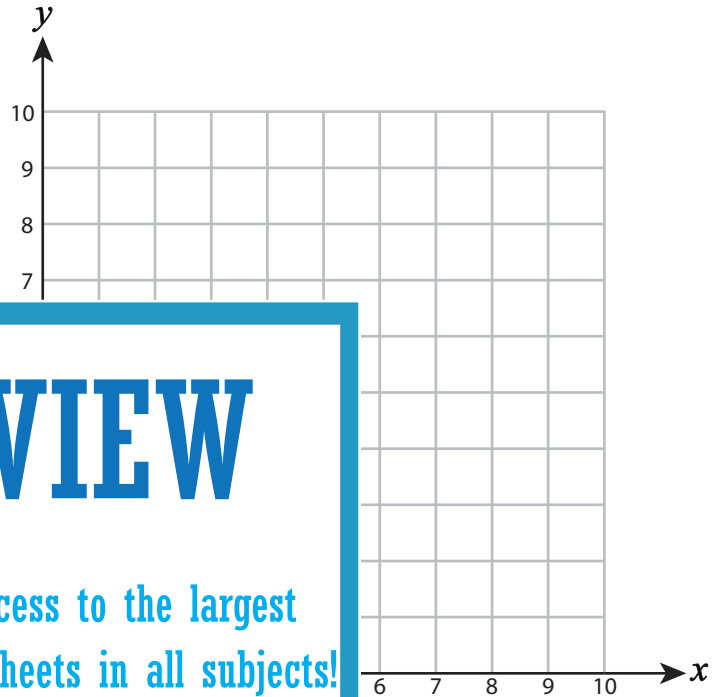
3) G(4, 2)

4) J(10, 8)

5) Y(0, 9)

7) B(6, 1)

9) N(10, 3)



# PREVIEW

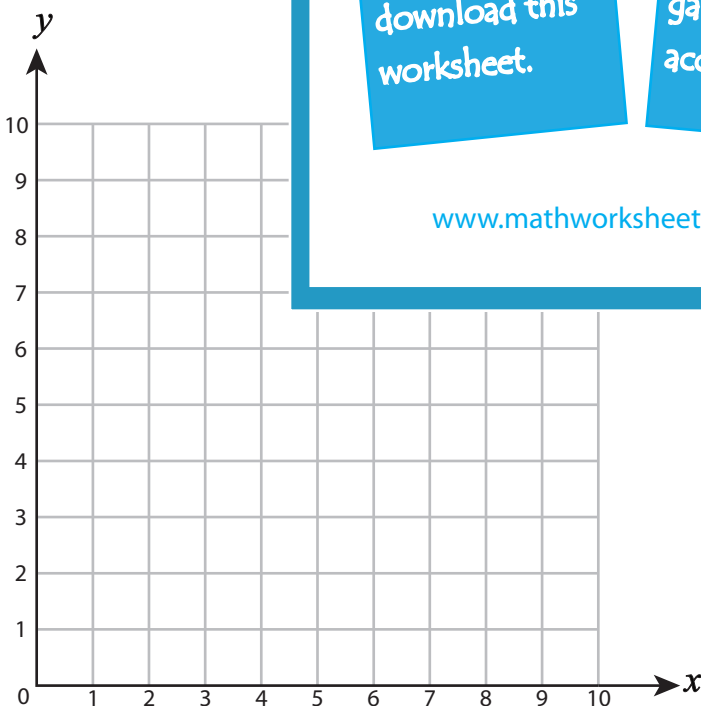
Gain complete access to the largest collection of worksheets in all subjects!

Members, please log in to download this worksheet.

Not a member? Please sign up to gain complete access.

[www.mathworksheets4kids.com](http://www.mathworksheets4kids.com)

B) Draw each shape on the



Draw ○ at (7, 7)

Draw ☆ at (3, 9)

13) Draw □ at (5, 1)

14) Draw △ at (8, 3)

15) Draw □ at (6, 6)

Name : \_\_\_\_\_

### Answer Key

## Plotting Points

Positive: S3

A) Plot each point on the coordinate grid.

1) F(8, 9)

2) Q(5, 7)

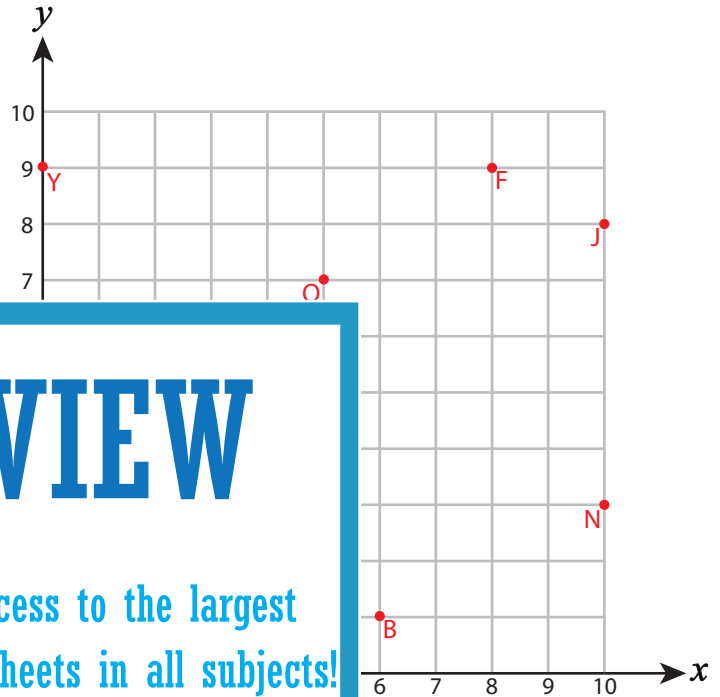
3) G(4, 2)

4) J(10, 8)

5) Y(0, 9)

7) B(6, 1)

9) N(10, 3)



# PREVIEW

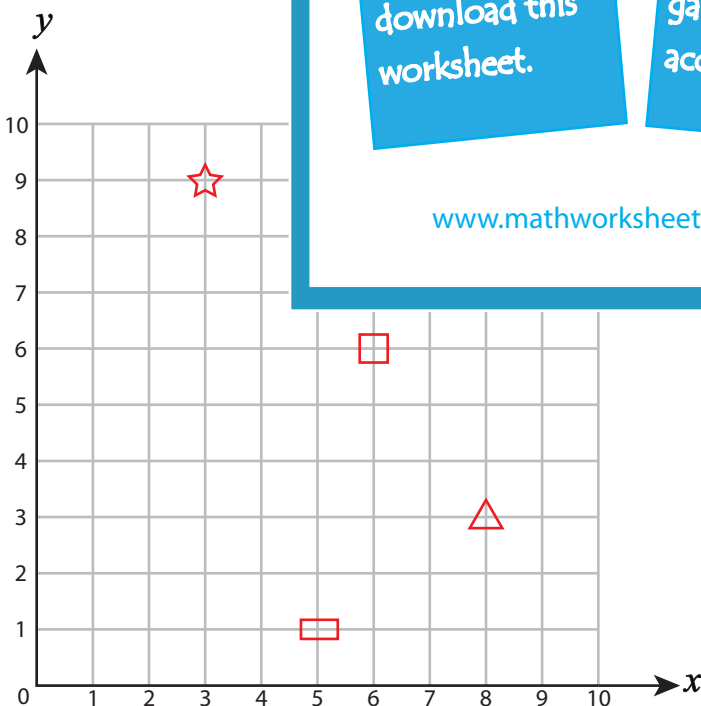
Gain complete access to the largest collection of worksheets in all subjects!

Members, please log in to download this worksheet.

Not a member? Please sign up to gain complete access.

[www.mathworksheets4kids.com](http://www.mathworksheets4kids.com)

B) Draw each shape on the coordinate grid.



Draw ○ at (7, 7)

Draw ☆ at (3, 9)

13) Draw □ at (5, 1)

14) Draw △ at (8, 3)

15) Draw □ at (6, 6)